



Micro Commercial Corp.  
 21201 Itasca St.  
 Chatsworth, CA 91311  
 Phone: (818) 701-4933  
 Fax: (818) 701-4939

# MUR1605CT THRU MUR1620CT

## Features

- Glass passivated chip
- Superfast switching time for high efficiency
- Low reverse leakage current
- High surge capacity

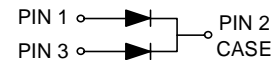
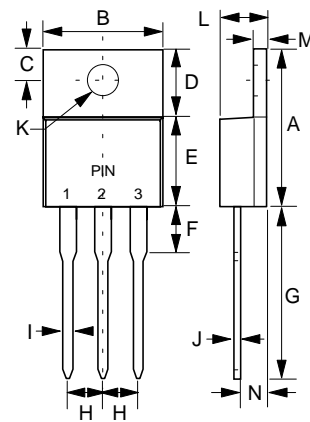
## Maximum Ratings

- Operating Junction Temperature: -55°C to +150°C
- Storage Temperature: -55°C to +150°C

Microsemi Catalog Number	Device Marking	Maximum Recurrent Peak Reverse Voltage	Maximum RMS Voltage	Maximum DC Blocking Voltage
MUR1605CT	MUR1605CT	50V	35V	50V
MUR1610CT	MUR1610CT	100V	70V	100V
MUR1620CT	MUR1620CT	200V	140V	200V

# 16 Amp Super Fast Glass Passivated Rectifier 50 to 200 Volts

## TO-220AB



## Electrical Characteristics @ 25°C Unless Otherwise Specified

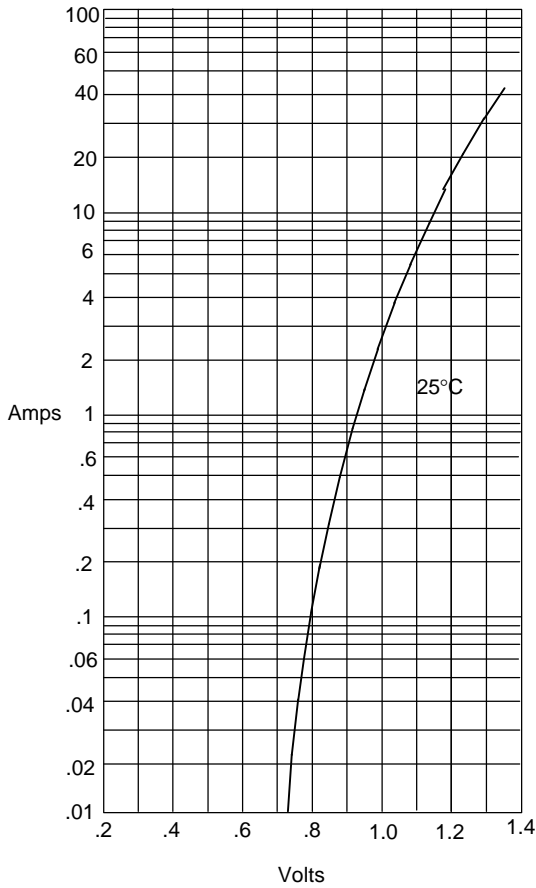
Average Forward Current	$I_{F(AV)}$	16 A	$T_C = 120^\circ\text{C}$
Peak Forward Surge Current	$I_{FSM}$	90 A	8.3ms, half sine
Maximum Forward Voltage Drop Per Element	$V_F$	1.20V 1.25V	$T_J = 25^\circ\text{C}$ $I_{FM}=8\text{A}$ $I_{FM}=16\text{A}$
Maximum DC Reverse Current At Rated DC Blocking Voltage	$I_R$	5.0uA 100uA	$T_J = 25^\circ\text{C}$ $T_J = 100^\circ\text{C}$
Maximum Reverse Recovery Time	$T_{rr}$	35ns	$I_F=0.5\text{A}$ , $I_R=1.0\text{A}$ , $I_{rr}=0.25\text{A}$
Typical Junction Capacitance	$C_J$	80pF	Measured at 1.0MHz, $V_R=4.0\text{V}$

DIM	INCHES		MM		NOTE
	MIN	MAX	MIN	MAX	
A	.560	.625	14.22	15.88	
B	.380	.420	9.65	10.67	
C	.100	.135	2.54	3.43	
D	.230	.270	5.84	6.86	
E	.380	.420	9.65	10.67	
F	---	.250	---	6.35	
G	.500	.580	12.70	14.73	
H	.090	.110	2.29	2.79	
I	.020	.045	0.51	1.14	
J	.012	.025	0.30	0.64	
K	.139	.161	3.53	4.09	∅
L	.140	.190	3.56	4.83	
M	.045	.055	1.14	1.40	
N	.080	.115	2.03	2.92	

\*Pulse Test: Pulse Width 300μsec, Duty Cycle 2%

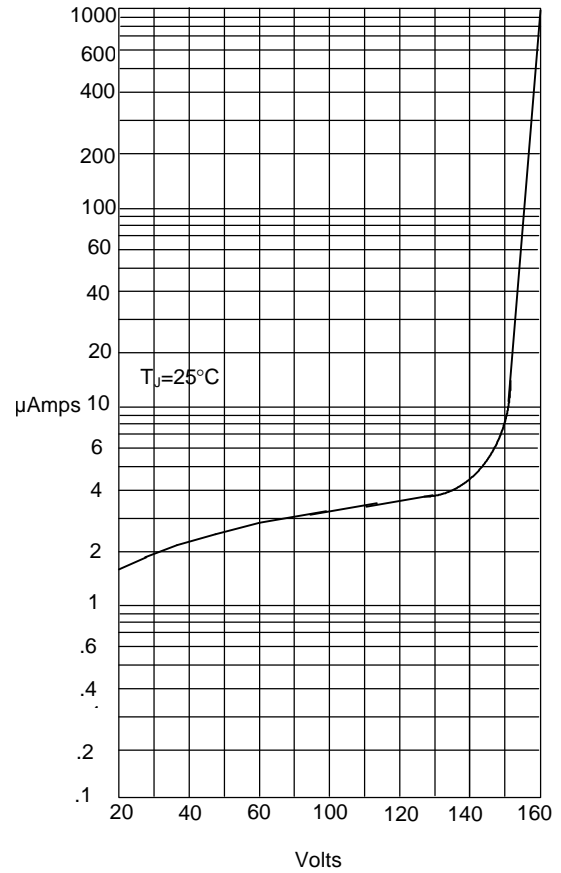
# MUR1605CT thru MUR1620CT

Figure 1  
Typical Forward Characteristics



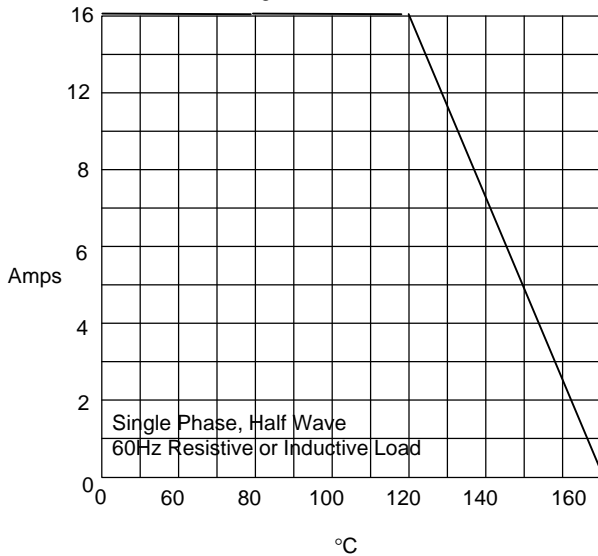
Instantaneous Forward Current - Amperes *versus*  
Instantaneous Forward Voltage - Volts

Figure 2  
Typical Reverse Characteristics



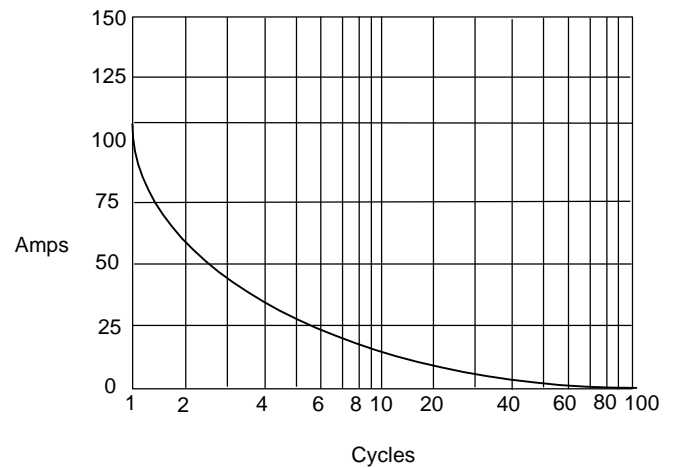
Instantaneous Reverse Leakage Current - MicroAmperes *versus*  
Percent Of Rated Peak Reverse Voltage - Volts

Figure 3  
Forward Derating Curve



Average Forward Rectified Current - Amperes *versus*  
Case Temperature - °C

Figure 4  
Maximum Non-Repetitive Forward Surge Current



Peak Forward Surge Current - Amperes *versus*  
Number Of Cycles At 60Hz - Cycles