



CHIP TRIMMER POTENTIOMETER

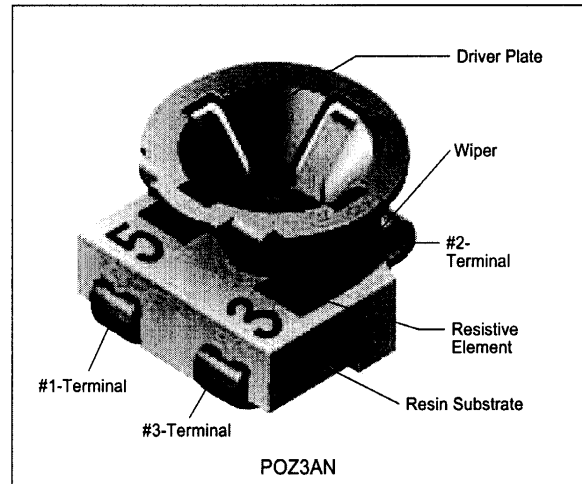


Carbon Chip Trimmer Potentiometer POZ3 Series

Utilizes new unique two piece construction to achieve low cost trimmer while maintaining excellent performance

FEATURES

1. Excellent solderability characteristics are achieved via special plating techniques on each termination.
2. Specially designed substrate prevents wicking of flux onto the top of the part body.
3. Enlarged bottom termination enhance soldering strength while reducing the necessary land area required promoting high-density PCB mounting (POZ3AN Only)
4. Funnel shaped, adjustment slot allows for in-process automatic adjustment.
5. Flat surface is provided for smooth pick and place. (POZ3KN Only)
6. Heat-Resistant type is available. (POZ3AN-51)
7. The standard position of driver plate is adjusted at the center normally, but another position is also available.
8. This product meets Pb-free.

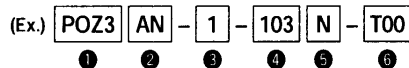


APPLICATIONS

Cordless telephones, CD-Players, CD-ROMs, Car stereos, TFT-LCD TV sets, Headphone stereos

PART NUMBERING

(Please specify the part number when ordering.)

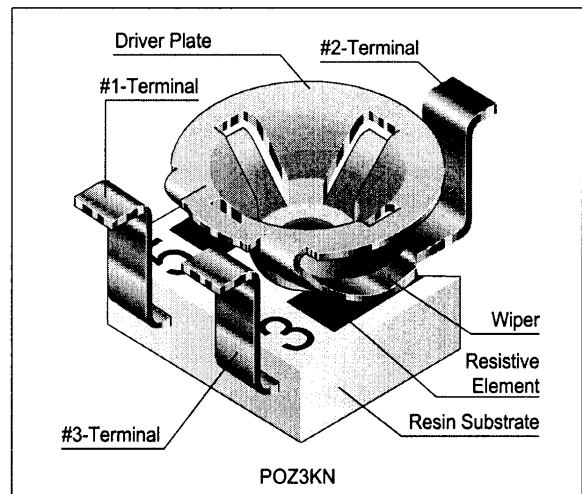


- ① Model number
- ② Figure number AN : Top adjustment KN : Rear adjustment
- ③ Options 1 : Standard
- ④ Resistance code
- ⑤ Total resistance tolerance N : ±30%
- ⑥ Packaging code

Taping : T00.....2,000pcs./reel (180mm dia.) for POZ3AN

T04.....1,500pcs./reel (180mm dia.) for POZ3KN

Bulk : No codes...1,000pcs./bag



RATINGS

Item	POZ3
Standard Total Resistance Range	200Ω to 2MΩ
Total Resistance Tolerance	±30% of standard total resistance value
Taper	B (Linear)
Power Rating	1/10W (50°C)
Max. Working Voltage	50Vdc
Operating Temperature Range	-25°C to +85°C
Rotational Torque	2.0-19.6mNm (20-200gf·cm)
Effective Rotational Angle	230°±10°



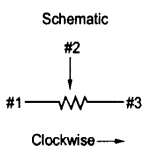
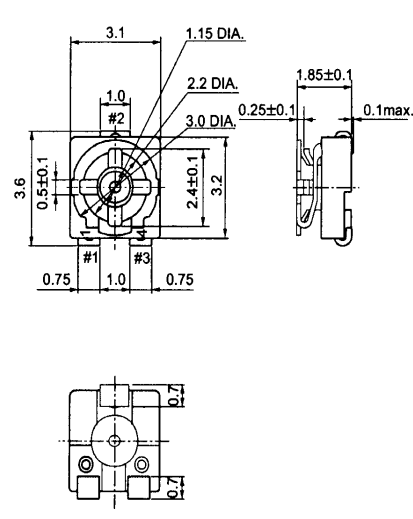
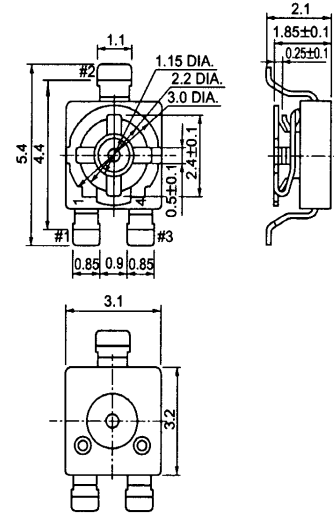
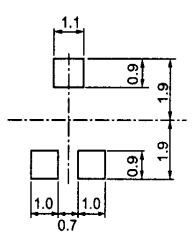
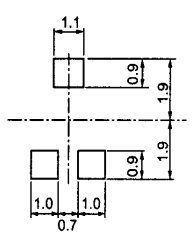
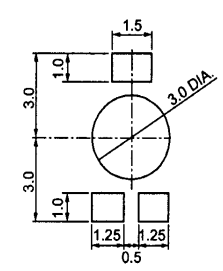
ENVIRONMENTAL CHARACTERISTICS

Item	POZ3
Humidity Exposure	Res. Change : +10, -2%
High Temperature Exposure	Res. Change : R≤100kΩ...+2, -10% 100kΩ<R...+2, -15%
Humidity Load Life	Res. Change : ±10%
Load Life	Res. Change : R≤100kΩ...+2, -10% 100kΩ<R...+2, -15%
Temperature Cycle	Res. Change : ±5%
Temperature Coefficient of Resistance	±500ppm/°C
Rotational Life	Res. Change : ±10% (10 cycles)

OTHERS

- See pages 43 to 44 for Notice
- See page 45 for test methods

■PART NUMBER TABLE

Standard Total Resistance Values	Model Number	
	Top adjustment (For automatic adjustment)	Rear adjustment (For automatic adjustment)
	 POZ3AN Series	 POZ3KN Series
200Ω	POZ3AN-1-201N	POZ3KN-1-201N
300Ω	POZ3AN-1-301N	POZ3KN-1-301N
500Ω	POZ3AN-1-501N	POZ3KN-1-501N
1kΩ	POZ3AN-1-102N	POZ3KN-1-102N
2kΩ	POZ3AN-1-202N	POZ3KN-1-202N
3kΩ	POZ3AN-1-302N	POZ3KN-1-302N
5kΩ	POZ3AN-1-502N	POZ3KN-1-502N
10kΩ	POZ3AN-1-103N	POZ3KN-1-103N
20kΩ	POZ3AN-1-203N	POZ3KN-1-203N
30kΩ	POZ3AN-1-303N	POZ3KN-1-303N
50kΩ	POZ3AN-1-503N	POZ3KN-1-503N
100kΩ	POZ3AN-1-104N	POZ3KN-1-104N
200kΩ	POZ3AN-1-204N	POZ3KN-1-204N
300kΩ	POZ3AN-1-304N	POZ3KN-1-304N
500kΩ	POZ3AN-1-504N	POZ3KN-1-504N
1MΩ	POZ3AN-1-105N	POZ3KN-1-105N
2MΩ	POZ3AN-1-205N	POZ3KN-1-205N
Outline dimensions  Schematic #2 #1 #3 Clockwise → [in mm Standard tolerance : ±0.3]		
Standard PCB layout  [in mm Standard tolerance : ±0.1]		

* E6 resistance values are also available.