

RoHS Compliant Product

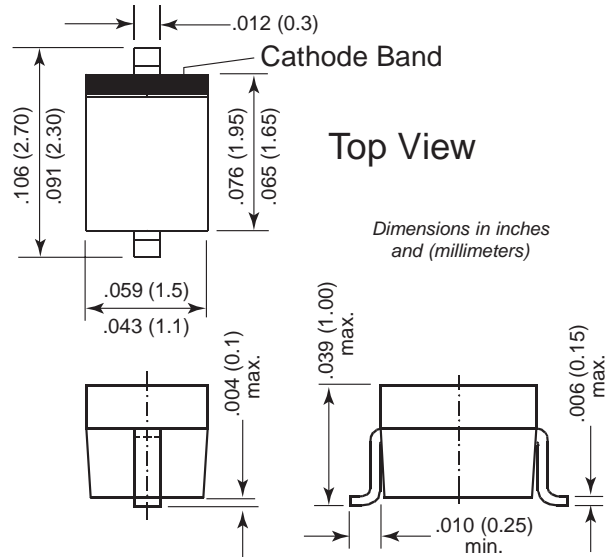
A suffix of "-C" specifies halogen & lead-free

FEATURES

- * Extremely Low VF
- * Extremely thin package
- * Low stored charge
- * Majority carrier conduction
- * Lead Free Product



SOD-323(SC-76)



MECHANICAL DATA

- * Case: Molded plastic, JEDEC SOD-323(SC-76)
- * Terminal : Solder plated, solderable per MIL-STD-750, Method 2026
- * Polarity : Indicated by cathode band
- * Mounting Position : Any
- * Weight : 0.000159 ounce, 0.0045 gram

MAXIMUM RATING AND ELECTRICAL CHARACTERISTICS

Rating 25°C ambient temperature unless otherwise specified.
Single phase half wave, 60Hz, resistive of inductive load.
For capacitive load, derate current by 20%

Parameter	Conditions	Symbol	Min.	Typ.	Max.	Unit
Repetitive Peak Reverse Voltage		V_{RM}			45	V
Continuous Reverse Voltage		V_R			40	V
Forward Voltage	$I_F = 10\text{mA DC}$	V_F			0.45	V
Reverse Current	$V_R = 10\text{V DC}$	I_R			1	μA
Mean Rectifying Current		I_O			100	mA
Forward Surge Current	8.3ms Single Half Sine-Wave Superimposed on Rate Load (JEDEC Method)	I_{FSM}		1000		mA
Storage Temperature		T_J	-40		+125	°C
Operating Temperature		T_{STG}	-40		+125	°C

RATING AND CHARACTERISTIC CURVES (SCS500V-40)

● Electrical characteristic curves ($T_a = 25^\circ\text{C}$)

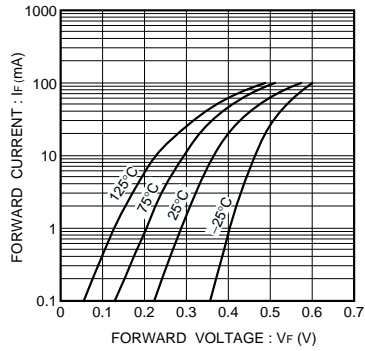


Fig. 1 Forward characteristics

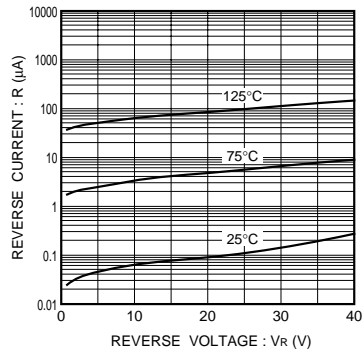


Fig. 2 Reverse characteristics

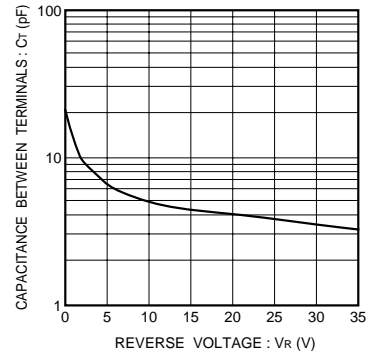


Fig. 3 Capacitance between terminals characteristics

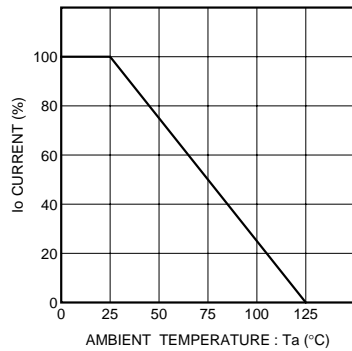


Fig. 4 Derating curve
(mounting on glass epoxy PCBs)