

**Silicon NPN Power Transistors**

**2SC5239**

**DESCRIPTION**

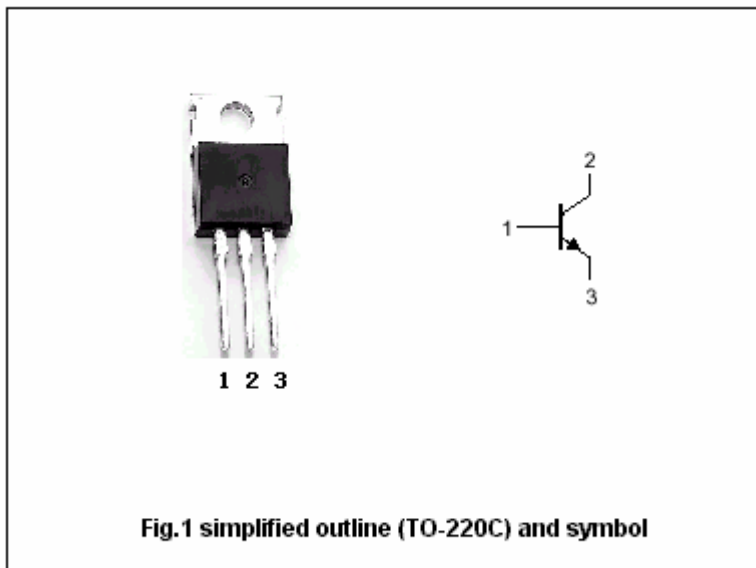
- With TO-220C package
- High voltage,high speed switching

**APPLICATIONS**

- For switching regulator and general purpose applications

**PINNING**

PIN	DESCRIPTION
1	Base
2	Collector;connected to mounting base
3	Emitter



**Absolute maximum ratings(Ta=25°C)**

SYMBOL	PARAMETER	CONDITIONS	VALUE	UNIT
V <sub>CBO</sub>	Collector-base voltage	Open emitter	900	V
V <sub>CEO</sub>	Collector-emitter voltage	Open base	550	V
V <sub>EBO</sub>	Emitter-base voltage	Open collector	7	V
I <sub>C</sub>	Collector current		3	A
I <sub>CM</sub>	Collector current-Peak		6	A
I <sub>B</sub>	Base current		1.5	A
P <sub>C</sub>	Collector dissipation	T <sub>C</sub> =25°C	50	W
T <sub>j</sub>	Junction temperature		150	°C
T <sub>stg</sub>	Storage temperature		-55~150	°C

## Silicon NPN Power Transistors

## 2SC5239

## CHARACTERISTICS

T<sub>j</sub>=25 °C unless otherwise specified

SYMBOL	PARAMETER	CONDITIONS	MIN	TYP.	MAX	UNIT
V <sub>(BR)CEO</sub>	Collector-emitter breakdown voltage	I <sub>C</sub> =10mA ; I <sub>B</sub> =0	550			V
V <sub>CEsat</sub>	Collector-emitter saturation voltage	I <sub>C</sub> =1A ; I <sub>B</sub> =0.2A			0.5	V
V <sub>BEsat</sub>	Base-emitter saturation voltage	I <sub>C</sub> =1A ; I <sub>B</sub> =0.2A			1.2	V
I <sub>CBO</sub>	Collector cut-off current	V <sub>CB</sub> =800V ; I <sub>E</sub> =0			100	μA
I <sub>EBO</sub>	Emitter cut-off current	V <sub>EB</sub> =7V ; I <sub>C</sub> =0			100	μA
h <sub>FE</sub>	DC current gain	I <sub>C</sub> =1A ; V <sub>CE</sub> =4V	10		30	
f <sub>T</sub>	Transition frequency	I <sub>E</sub> =-0.25A ; V <sub>CE</sub> =12V		6		MHz
C <sub>ob</sub>	Collector output capacitance	f=1MHz ; V <sub>CB</sub> =10V		35		pF

## Switching times

t <sub>on</sub>	Turn-on time	I <sub>C</sub> =1A; I <sub>B1</sub> =0.15A ; I <sub>B2</sub> =-0.45A V <sub>CC</sub> =250V; R <sub>L</sub> =250Ω			0.7	μs
t <sub>s</sub>	Storage time				4.0	μs
t <sub>f</sub>	Fall time				0.5	μs

Silicon NPN Power Transistors

2SC5239

PACKAGE OUTLINE



Fig.2 Outline dimensions (unindicated tolerance:±0.10 mm)

Silicon NPN Power Transistors

2SC5239

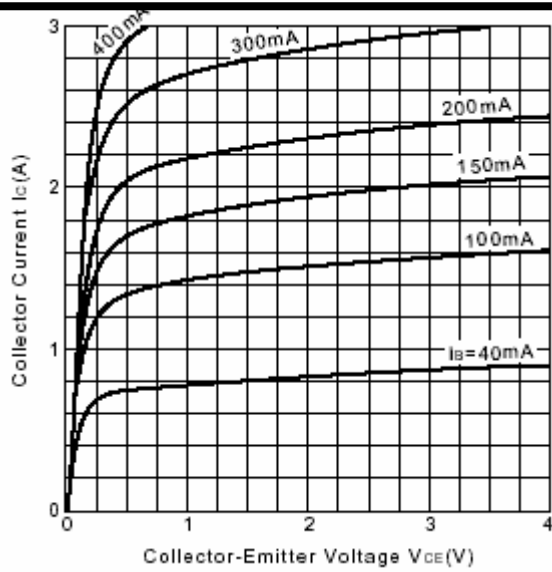


Fig.3 Static Characteristic

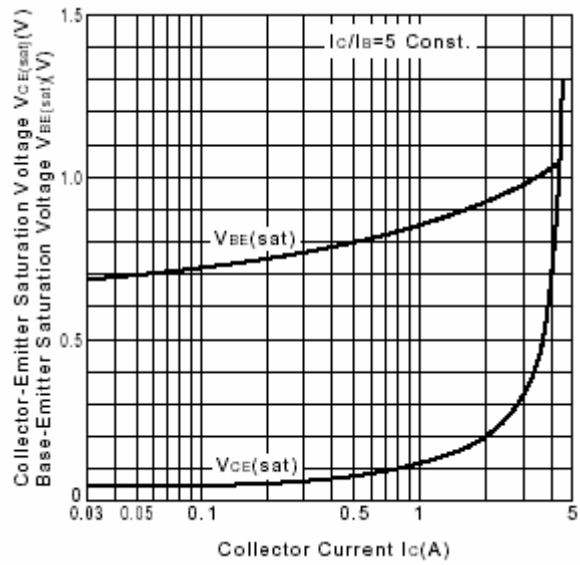


Fig.4 Base-Emitter Saturation Voltage  
Collector-Emitter Saturation Voltage

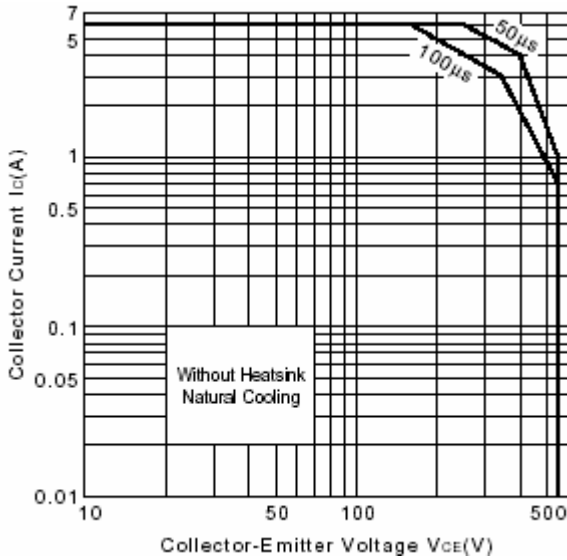


Fig.5 Safe Operating Area

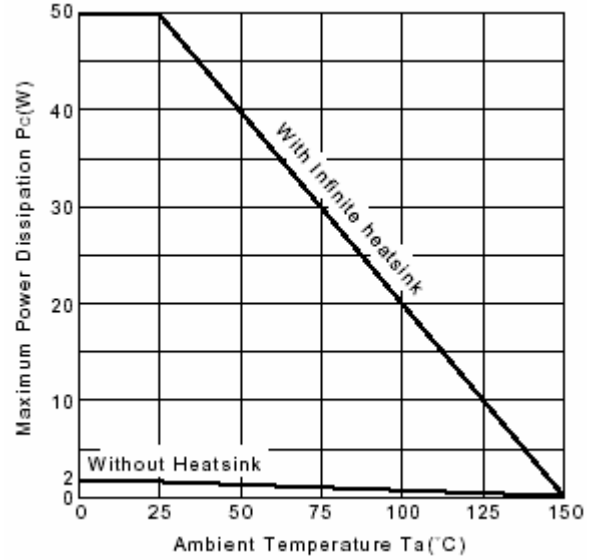


Fig.6 Pc-Ta Derating

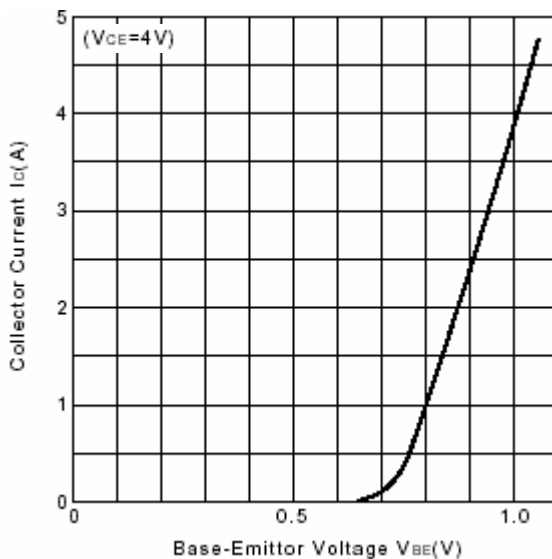


Fig.7  $I_C - V_{BE}$

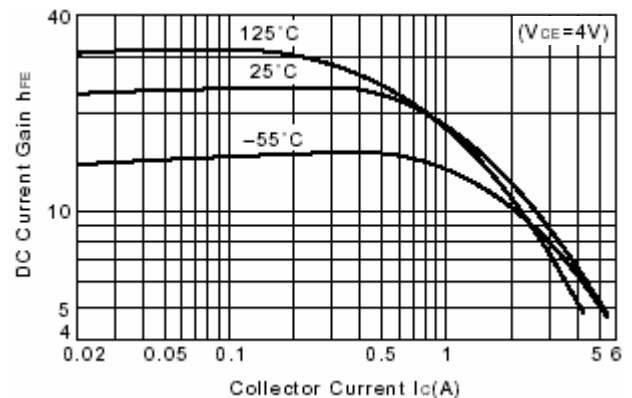


Fig.8 DC current Gain