

Square Body - US Style

690V/700V (IEC) 40-2000A



Electrical Characteristics					Ordering Information					
Size	Rated Current RMS-Amps	I ² t (A ² S)		Watts Loss	-FU/- Without Indicator	-FKE/- Type K Indicator for Micro	-FU/115 Without Indicator	-FKE/115 Type K Indicator for Micro	Carton Qty.	Carton Weight (kg)
		Pre-arc	Clearing at 660V							
1*	40	40	270	9	170M3608	170M3658	170M3708	170M3758	1	0.340
	50	77	515	11	170M3609	170M3659	170M3709	170M3759		
	63	115	770	14	170M3610	170M3660	170M3710	170M3760		
	80	185	1250	18	170M3611	170M3661	170M3711	170M3761		
	100	360	2450	21	170M3612	170M3662	170M3712	170M3762		
	125	550	3700	26	170M3613	170M3663	170M3713	170M3763		
	160	1100	7500	30	170M3614	170M3664	170M3714	170M3764		
	200	2200	15000	35	170M3615	170M3665	170M3715	170M3765		
	250	4200	28500	40	170M3616	170M3666	170M3716	170M3766		
	315	7000	46500	50	170M3617	170M3667	170M3717	170M3767		
	350	10000	68500	55	170M3618	170M3668	170M3718	170M3768		
	400	15000	105000	60	170M3619	170M3669	170M3719	170M3769		
	450	21000	140000	65	170M3620	170M3670	170M3720	170M3770		
	500	27000	180000	70	170M3621	170M3671	170M3721	170M3771		
550	34000	230000	75	170M3622	170M3672	170M3722	170M3772			
630	48500	325000	80	170M3623	170M3673	170M3723	170M3773			
1	200	1650	11500	45	170M4608	170M4658	170M4708	170M4758	1	0.500
	250	3100	21000	55	170M4609	170M4659	170M4709	170M4759		
	315	6200	42000	58	170M4610	170M4660	170M4710	170M4760		
	350	8500	59000	60	170M4611	170M4661	170M4711	170M4761		
	400	13500	91500	65	170M4612	170M4662	170M4712	170M4762		
	450	17000	120000	70	170M4613	170M4663	170M4713	170M4763		
	500	25000	170000	72	170M4614	170M4664	170M4714	170M4764		
	550	34000	230000	75	170M4615	170M4665	170M4715	170M4765		
	630	52000	350000	80	170M4616	170M4666	170M4716	170M4766		
	700	69500	465000	85	170M4617	170M4667	170M4717	170M4767		
	800	105000	725000	95	170M4618	170M4668	170M4718	170M4768		
‡900	155000	‡850000	100	170M4619	170M4669	170M4719	170M4769			
2	400	11000	74000	65	170M5608	170M5658	170M5708	170M5758	1	0.630
	450	15500	105000	70	170M5609	170M5659	170M5709	170M5759		
	500	21500	145000	75	170M5610	170M5660	170M5710	170M5760		
	550	28000	190000	80	170M5611	170M5661	170M5711	170M5761		
	630	41000	275000	90	170M5612	170M5662	170M5712	170M5762		
	700	60500	405000	95	170M5613	170M5663	170M5713	170M5763		
	800	86000	575000	105	170M5614	170M5664	170M5714	170M5764		
	900	125000	840000	110	170M5615	170M5665	170M5715	170M5765		
	1000	180000	1250000	115	170M5616	170M5666	170M5716	170M5766		
	1100	245000	1600000	120	170M5617	170M5667	170M5717	170M5767		
	1250	365000	2400000	130	170M5618	170M5668	170M5718	170M5768		
3	500	14000	95000	95	170M6608	170M6658	170M6708	170M6758	1	0.950
	550	19500	135000	100	170M6609	170M6659	170M6709	170M6759		
	630	31000	210000	105	170M6610	170M6660	170M6710	170M6760		
	700	44500	300000	110	170M6611	170M6661	170M6711	170M6761		
	800	69500	465000	115	170M6612	170M6662	170M6712	170M6762		
	900	100000	670000	120	170M6613	170M6663	170M6713	170M6763		
	1000	140000	945000	125	170M6614	170M6664	170M6714	170M6764		
	1100	190000	1300000	130	170M6615	170M6665	170M6715	170M6765		
	1250	290000	1950000	140	170M6616	170M6666	170M6716	170M6766		
	1400	370000	2450000	155	170M6617	170M6667	170M6717	170M6767		
	1500	460000	3100000	160	170M6618	170M6668	170M6718	170M6768		
	1600	580000	3900000	160	170M6619	170M6669	170M6719	170M6769		
	†1800	880000	†5250000	165	170M6620	170M6670	170M6720	170M6770		
	‡2000	1150000	‡6350000	175	170M6621	170M6671	170M6721	170M6771		

- Interrupting rating 200kA (Estimated 300ka) RMS Symmetrical. 1 kg = 2.2 lbs. 1 lb = 0.45 kg
- Watts loss provided at rated current.
- Rated voltage (IEC) †600V ‡550V (Consult Bussmann for U.L. Recognition status.)
- Microswitch indicator ordered separately.

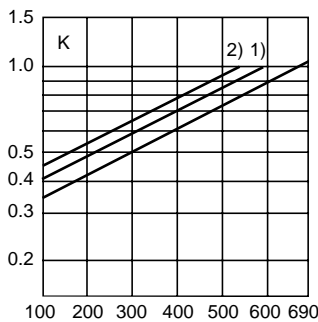
Square Body – US Style

690V/700V (IEC) 40-2000A

Electrical Characteristics

Total Clearing I²t

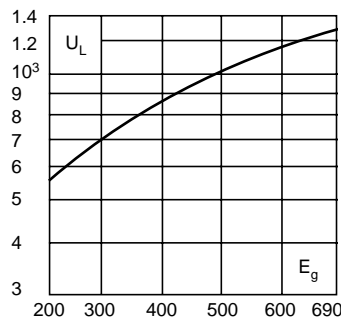
The total clearing I²t at rated voltage and at power factor of 15% are given in the electrical characteristics. For other voltages, the clearing I²t is found by multiplying by correction factor, K, given as a function of applied working voltage, E_g, (RMS).



1) Rated voltage 600V
2) Rated voltage 550V

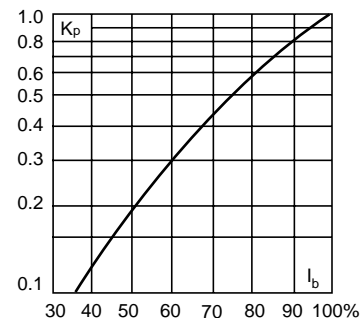
Arc Voltage

This curve gives the peak arc voltage, U_L, which may appear across the fuse during its operation as a function of the applied working voltage, E_g, (RMS) at a power factor of 15%.



Power Losses

Watts loss at rated current is given in the electrical characteristics. The curve allows the calculation of the power losses at load currents lower than the rated current. The correction factor, K_p, is given as a function of the RMS load current, I_b, in % of the rated current.



Dimensions

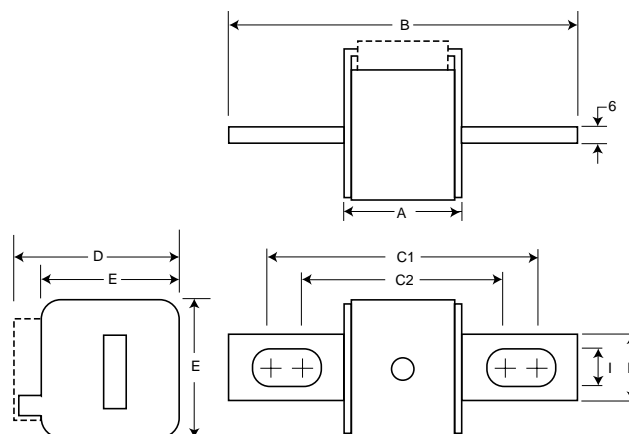
US Style: Type -FU/-, -FKE/-, FU/115-, -FKE/115

Size	A	B	B [§]	C1	C1 [§]	C2	C2 [§]	D	E	H	I
1*	50	110	148	85	123	72	110	59	45	20	10
1	50	136	157	104	126	78	100	69	53	25	14
2	50	135	159	105	125	78	99	77	61	25	14
3	51	135	155	106	125	77	97	92	76	36	16

[§]Valid for fuses type -FU/115 & -FKE/115

Dimension in mm.

1mm = 0.0394" 1" = 25.4mm



The only controlled copy of this BIF document is the electronic read-only version located on the Bussmann Network Drive. All other copies of this document are by definition uncontrolled. This bulletin is intended to clearly present comprehensive product data and provide technical information that will help the end user with design applications. Bussmann reserves the right, without notice, to change design or construction of any products and to discontinue or limit distribution of any products. Bussmann also reserves the right to change or update, without notice, any technical information contained in this bulletin. Once a product has been selected, it should be tested by the user in all possible applications.