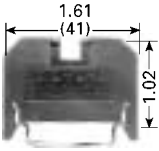


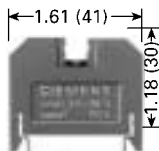




Terminal Blocks

Selection

Type 8WA1 Through-Type Terminals

Through-type Terminals with Thermoplastic Body, Screw Terminals on Both Sides

Illustration	Approval	UL	CSA	IEC	Description	Assembly Width	Catalog No	Price \$	Std Pack Qty	
 <p>Terminal Size 2.5</p>  <p>8WA1 011-3DF21</p>  <p>8WA1 011-ODF21</p>	Max Current	26A	25A	26A	Single terminal, beige	0.24 (6)	8WA1011-1DF11	1.40	100	
	Wire Range	#22-#12 AWG	#18-#12 AWG	Solid 0.25 mm ² -4 mm ² Finely Stranded 0.5 mm ² -2.5 mm ²	Single terminal, blue	0.24 (6)	8WA1011-1BF23	1.40	100	
					Single terminal, red	0.24 (6)	8WA1011-1BF21	1.40	100	
					Single terminal, orange	0.24 (6)	8WA1011-1BF22	1.40	100	
	Voltage Rating	600V	600V	800V	Single terminal, black	0.24 (6)	8WA1011-1BF24	1.40	100	
	Wire Strip Length	0.43 (11)				Single terminal, green/yellow	0.24 (6)	8WA1011-1PF11	1.40	100
	Recommended Screw Tightening Torque	4.4 lb-in. (0.5 Nm)				Block of three, beige	0.71 (18)	8WA1011-3DF21	4.00	50
						Block of ten, beige	2.40 (61)	8WA1011-ODF21	12.80	20
						Block of ten, beige (with inscription 1... 10)	2.40 (61)	8WA1011-ODF22	13.90	20
	Density	50 pcs/ft (166 pcs/m)				Accessories				
Barrier						0.04 (1)	8WA1820	.70	100	
Separator						—	8WA1825	.45	100	
Link rails for 2 terminals, 26A						—	8WA1895	1.50	100	
Link rails for 3 terminals, 26A						—	8WA1896	2.00	100	
Link rails for 10 terminals, 26A						—	8WA1898	4.40	100	
Bridge Link						—	8WA1822-7VF01	1.80	100	
Disconnecting Bridge Link						—	8WA1865 ^②	1.90	100	
Cover with warning arrow						—	8WA1810	.50	100	
white, for inscription						—	8WA1860	.60	100	
Test socket 2.3 mm dia., 10A						—	8WA1854	.25	100	
 <p>Terminal Size 4</p>	Max Current	35A	40A	34A	Single terminal, beige	0.26 (6.5)	8WA1011-1DG11	1.60	100	
	Wire Range	#18-#10 AWG	#18-#10 AWG	Solid 0.5 mm ² -6 mm ² Finely Stranded 1.5 mm ² -4 mm ²	Single terminal, blue	0.26 (6.5)	8WA1011-1BG11	1.60	100	
					Single terminal, red	0.26 (6.5)	8WA1011-1BG21	1.60	100	
					Single terminal, orange	0.26 (6.5)	8WA1011-1BG22	1.60	100	
	Voltage Rating	600V	600V	800V	Single terminal, black	0.26 (6.5)	8WA1011-1BG24	1.60	100	
	Wire Strip Length	0.43 (11)				Single terminal, green/yellow	0.26 (6.5)	8WA1011-1PG11	1.60	100
	Recommended Screw Tightening Torque	4.4 lb-in. (0.5 Nm)				Block of three, beige	0.77 (19.5)	8WA1011-3DG21	5.00	50
						Block of ten, beige	2.58 (65.5)	8WA1011-ODG21	14.80	20
						Block of ten, beige (with inscription 1... 10)	2.58 (65.5)	8WA1011-ODG22	15.90	20
	Density	46 pcs/ft (153 pcs/m)				Accessories				
Barrier						0.04 (1)	8WA1820	.70	100	
Separator						—	8WA1825	.45	100	
Link rails for 2 terminals, 34A						—	8WA1850	1.80	100	
Link rails for 3 terminals, 34A						—	8WA1851	2.20	100	
Link rails for 10 terminals, 34A						—	8WA1853	5.50	100	
Bridge Link						—	8WA1822-7VG00	2.00	100	
Disconnecting Bridge Link						—	8WA1865 ^②	1.90	100	
Cover with warning arrow						—	8WA1811	.55	100	
white, for inscription						—	8WA1862	.65	100	
Test socket 2.3 mm dia., 10A						—	8WA1854	.25	100	
 <p>Terminal Size 6</p>	Max Current	44A	35A	44A	Single terminal, beige	0.31 (8)	8WA1011-1DH11	2.20	100	
	Wire Range	#14-#8 AWG	#16-#8 AWG	Solid 0.75 mm ² -10 mm ² Finely Stranded 1 mm ² -6 mm ²	Single terminal, blue	0.31 (8)	8WA1011-1BH23	2.20	100	
					Single terminal, black	0.31 (8)	8WA1011-1BH24	2.20	100	
					Single terminal, green/yellow	0.31 (8)	8WA1011-1PH11	2.20	100	
	Voltage Rating	600V	600V	800V	Block of three, beige	0.96 (24.5)	8WA1011-3DH21	5.90	20	
	Wire Strip Length	0.43 (11)				Accessories				
	Recommended Screw Tightening Torque	7.0 lb-in. (0.8 Nm)				Barrier	0.04 (1)	8WA1821	.80	100
						Separator	—	8WA1825	.45	100
						Link rails for 2 terminals, 44A	—	8WA1885	1.90	100
	Density	38 pcs/ft (125 pcs/m)				Link rails for 3 terminals, 44A	—	8WA1886	2.60	100
Link rails for 10 terminals, 44A						—	8WA1888	6.10	100	
Bridge Link						—	8WA1822-7VH00	2.00	100	
Disconnecting Bridge Link						—	8WA1865 ^②	1.90	100	
Cover with warning arrow						—	8WA1811	.55	100	
white, for inscription						—	8WA1862	.65	100	
Test socket 2.3 mm dia., 10A						—	8WA1854	.25	100	
 <p>Terminal Size 16</p>	Max Current	79A	70A	82A	Single terminal, beige	0.39 (10)	8WA1204	3.60	50	
	Wire Range	#12-#4 AWG	#14-#6 AWG	Solid 1 mm ² -16 mm ² Finely Stranded 2.5 mm ² -16 mm ²	Single terminal, blue	0.39 (10)	8WA1011-1BK11	4.30	50	
					Block of three, beige	1.18 (30)	8WA1304	10.30	20	
					Accessories					
	Voltage Rating	600V	600V	800V	Barrier	0.04 (1)	8WA1821	.80	100	
	Wire Strip Length	0.51 (13)				Separator	—	8WA1822-7TK00	.70	100
	Recommended Screw Tightening Torque	10.6 lb-in. (1.2 Nm)				Link rails for 2 terminals, 82A	—	8WA1842	3.60	50
						Link rails for 3 terminals, 82A	—	8WA1845	4.90	50
						Link rails for 4 terminals, 82A	—	8WA1848	2.90	50
	Density	30 pcs/ft (100 pcs/m)				Link rails for 10 terminals, 82A	—	8WA1802	12.30	50
Cover with warning arrow						—	8WA1812	.90	100	
white, for inscription						—	8WA1892	1.00	100	

①Tested thru 16mm²②Requires (2) 8WA1820 barriers between terminals
③Requires (3) 8WA1820 barriers between terminals

For labeling accessories see pages 771-773.

13

Industrial
Components

754



Discount Code: Terminal Blocks
Siemens Industrial Control Products

Terminal Blocks



Selection

Type 8WA1 Through-Type Terminals

Through-type Terminals with Thermoplastic Body, Screw Terminals on Both Sides

Illustration	Approval	UL	CS	IEC	Description	Assembly Width	Catalog No	Price \$	Std Pack Qty	
 <p>Terminal Size 35</p>	Max Current	120A	100A	135A	Single terminal, beige	0.63 (16)	8WA1205	6.10	50	
	Wire Range	#10-#1 AWG	#12-#2 AWG	Solid 4 mm ² -50 mm ²	Single terminal, blue	0.63 (16)	8WA1011-1BM11	6.60	50	
				Finely Stranded 6 mm ² -35 mm ²	Block of three, beige	1.89 (48)	8WA1305	17.40	20	
	Accessories									
	Voltage Rating	600V	600V	800V	Barrier	0.06 (1.5)	8WA1823	5.00	25	
	Wire Strip Length	0.67 (17)			Separator	0.06 (1.5)	8WA1822-7TK00	.70	100	
	Recommended Screw Tightening Torque	26.5 lb-in. (3 Nm)			Link rails for 2 terminals, 135A	0.06 (1.5)	8WA1828	5.40	50	
					Link rails for 3 terminals, 135A	0.06 (1.5)	8WA1803	8.20	20	
	Density	19 pcs/ft (62 pcs/m)			Link rails for 10 terminals, 135A	0.06 (1.5)	8WA1804	24.00	20	
					Cover with warning arrow	0.06 (1.5)	8WA1813	1.00	100	
				white, for inscription	0.06 (1.5)	8WA1893	1.20	100		
 <p>Terminal Size 70</p>	Max Current	220A	150A	207A	Single terminal, beige	0.98 (25)	8WA1206	22.50	10	
	Wire Range	#8-3/0 AWG	#8-#0 AWG	Solid 10 mm ² -95mm ² ①	Single terminal, blue	0.98 (25)	8WA1011-1BP11	22.50	10	
				Finely Stranded 16mm ² -70mm ²	Accessories					
	Voltage Rating	600V	600V	800V	Barrier	0.06 (1.5)	8WA1824	5.90	25	
	Wire Strip Length	0.98 (25)			Link rails for 2 terminals, 135A	0.06 (1.5)	8WA1216	7.30	50	
	Recommended Screw Tightening Torque	53 lb-in. (6Nm)			Cover with warning arrow	0.06 (1.5)	8WA1214	2.40	50	
	Density	12 pcs/ft (40 pcs/m)								

Through-type Terminals for Cable Termination, with Duroplastic Body, Swing-out Screw Terminals on Both Sides (only for 35 × 15 standard mounting rail, Catalog Number 5ST1142)

Illustration	Approval	UL	CS	IEC	Description	Assembly Width	Catalog No	Price \$	Std Pack Qty	
 <p>Terminal Size 95</p>	Max Current	320A	280A	250A	Terminal	1.61 (41)	8WA1207	39.00	6	
	Wire Range	1/0 AWG-250 MCM	3/0-1/0 AWG	Stranded 35 mm ² -120 mm ²	Accessories					
				Finely Stranded 35 mm ² -95 mm ²	Cover	—	8WA1832	3.20	10	
	Voltage Rating	600V	600V	800V	Link for 2 terminals, 250A	—	8WA1217	7.40	50	
	Wire Strip Length	1.14 (29)								
	Recommended Screw Tightening Torque	88.5 lb-in. (10 Nm)								
Density	7 pcs/ft (24 pcs/m)									
 <p>Terminal Size 185</p>	Max Current	380A	410A	382A	Terminal	1.77 (45)	8WA1208	60.00	5	
	Wire Range	2/0 AWG-500 MCM	2/0 AWG-300 MCM	Stranded 70 mm ² -240 mm ²	Accessories					
				Finely Stranded 95 mm ² -185mm ²	Cover	—	8WA1833	5.60	10	
	Voltage Rating	600V	600V	800V	Link for 2 terminals, 292A	—	8WA1218	7.90	50	
	Wire Strip Length	1.49 (38)								
	Recommended Screw Tightening Torque	137.1 lbs-in. (15.5 Nm)								
Density	6 pcs/ft (22 pcs/m)									

All dimensions shown in inches and (millimeters). For references purposes only. Not to be used for design or construction purposes.

①400V between phase conductors; 250V between phase and protective ground conductors.

②The terminals must be fitted with end plates and joined together.

For labeling accessories see pages 762-766.

13

Industrial Components

Discount Code: Terminal Blocks

Siemens Industrial Control Products

755