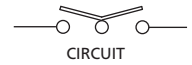
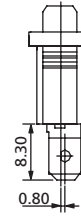
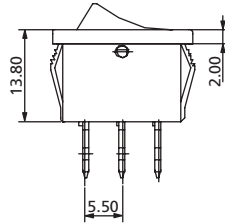
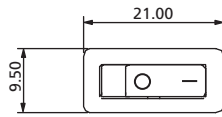


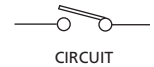
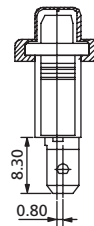
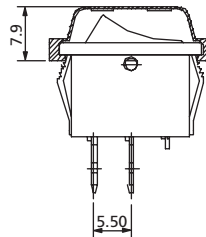
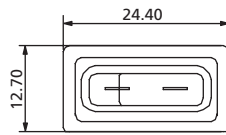
Rocker Switches

21 x 9.5 mm Half Body SP Rocker Switches

RK6 Series

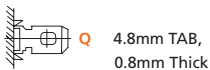


RK6S3Q4_ _ _ _ N ON-OFF-ON; Without Waterproof Cover



RK6S1Q4_ _ _ _ W ON-OFF; With Waterproof Cover

TERMINAL

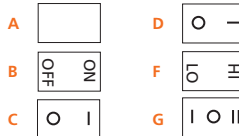


ACTUATOR

4 Curve (No Illuminated)

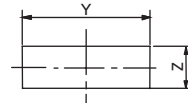


ACTUATOR MARKING



PANEL SIZE

PANEL CUT-OUT
Snap-in mounting



X (Panel thickness)	Dim. Y (mm)	Dim. Z (mm)
0.75 to 1.25	12.90 +0.15/-0	6.65 ~ 6.75
1.25 to 2	12.90 +0.15/-0	6.65 ~ 6.75
2 to 3	12.90 +0.15/-0	6.65 ~ 6.75

How to order:

RK6 1 2 3 4 5 6 7 8

1 POLES:
S Single Pole

2 SWITCHING:
1 ON - OFF
2 ON - ON
3 ON - OFF - ON
4 MOM - OFF
5 MOM - ON

3 TERMINAL (See above drawings):
Q 4.8mm TAB, 0.8mm THICK
D Solder Tag

4 ACTUATOR (See above drawings):
4 Curve

5 ACTUATOR MARKING:
A See above drawings
B See above drawings
C See above drawings
D See above drawings
F See above drawings
G See above drawings

6 BASE COLOR:
A Black
H Grey
B White

7 ACTUATOR COLOR:
A Black
H Grey
B White
C Red

8 WATERPROOF COVER:
N None Cover (Standard)
W With Waterproof Cover

General Specifications:

FEATURES

- » Single pole half body rocker switch up to 10(4)A 250VAC
- » Non-illuminated

MATERIALS

- » Contact Arm: Silver plated copper alloy
- » Terminal: Silver plated copper
- » Spring: Piano wire

MECHANICAL

- » Temperature Range: -20°C to +85°C

ELECTRICAL

- » Electrical Life: 10,000 cycles
- » Rating: 13A125VAC / 10A250VAC / 1/2HP 125/250VAC 10A125/250VAC 10(4)A250VAC~ μT85

- » Initial Contact Resistance: 20mΩ max.
- » Insulation Resistance: 100MΩ min. at 500VDC