



Part Number	Package	Application	Last Modified
862-RF422.25M-A	3.0 x 3.0 SMD	CDMA450	Mar. 2 2007

TYPE :  
CDMA450, Balanced RF-Rx SAW Filter



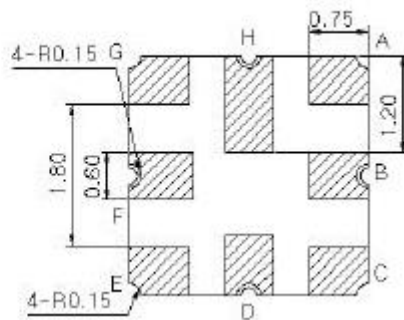
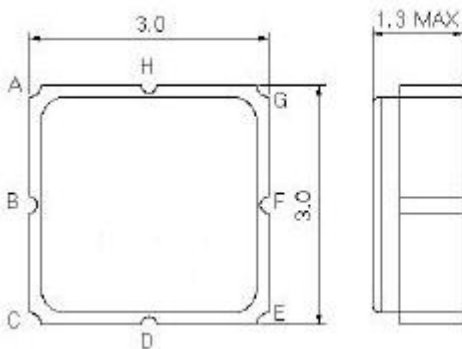
PART NUMBER :  
**862-RF422.25M-A**

**OPERATING CONDITIONS / ELECTRICAL CHARACTERISTICS**

PARAMETERS	Condition	Minimum	Typical	Maximum	Units
Center Frequency (Fo)	-	-	422.5	-	MHz
Maximum Insertion Loss	420.0~ 425.0 MHz	-	2.6	4.8	dB
Stop Band Attenuation:	0.3~ 410.0 MHz	40	50	-	dB
	410.0~ 415.0 MHz	35	48	-	
	445.0~ 600.0MHz	40	48	-	
	600~ 1200.0 MHz	40	55	-	
	1200~ 2000.0 MHz	35	50	-	
Source Impedance (single ended)*	-	-	50	-	ohm
Load Impedance (balanced ended)*	-	-	100	-	ohm
VSWR	420.0~ 425.0 MHz	-	1.9	2.5	-
Maximum Input Power	-	-	-	27	dBm
Operating Temperature	-	-30	-	+80	°C

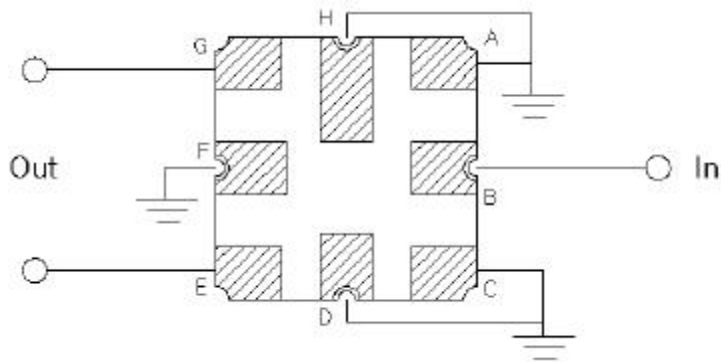
\* No Matching Network

**PACKAGE OUTLINE (mm)**



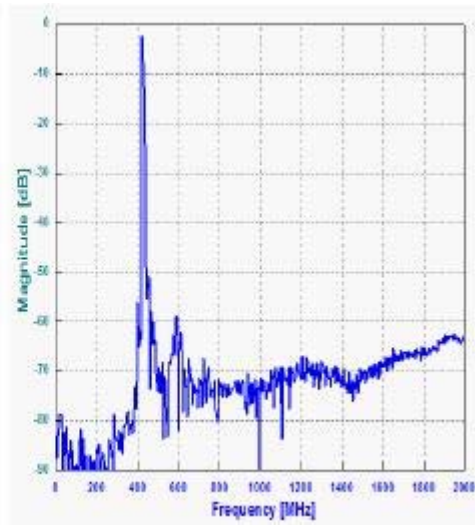
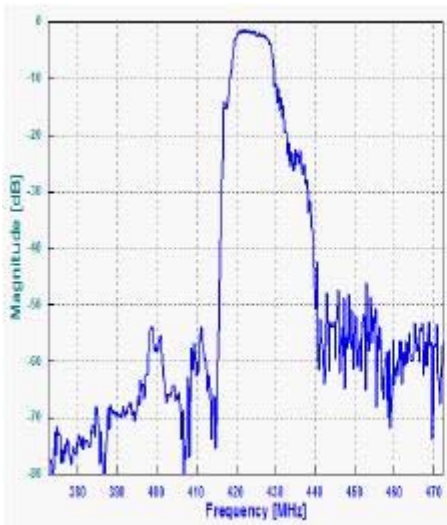
PIN LAYOUT	
A	Ground
B	In
C	Ground
D	Ground
E	Out
F	Ground
G	Out
H	Ground

**TEST FIXTURE**

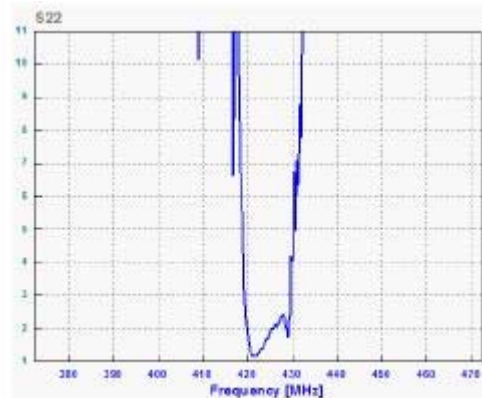
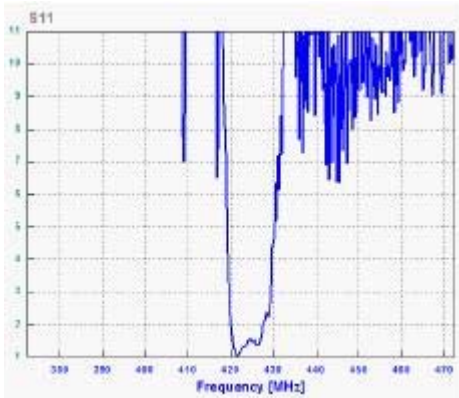


Load Impedance = 100 ohms  
 Source Impedance = 50 ohms

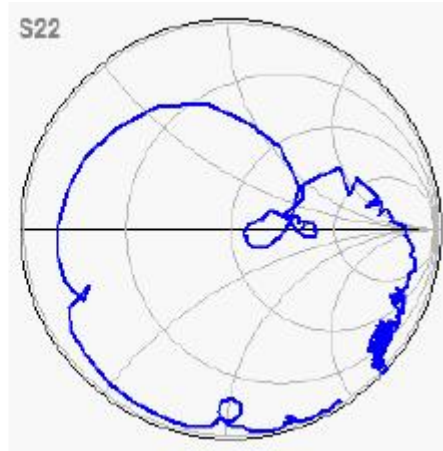
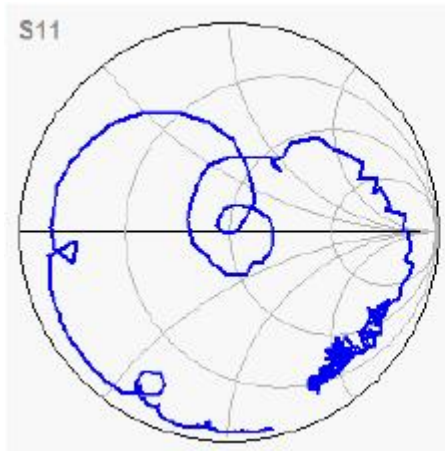
### FREQUENCY RESPONSE



### VSWR



### SMITH CHART



**Oscilent Corporation** - CALL **949.252.0522**  
18195 East McDermott Street . Building D . Irvine . CA 92614 . USA  
Fax: 949.252.0599 . E-Mail: [Sales@Oscilent.com](mailto:Sales@Oscilent.com)

**Part No.:** 862-RF422.25M-A