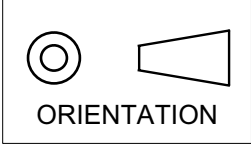


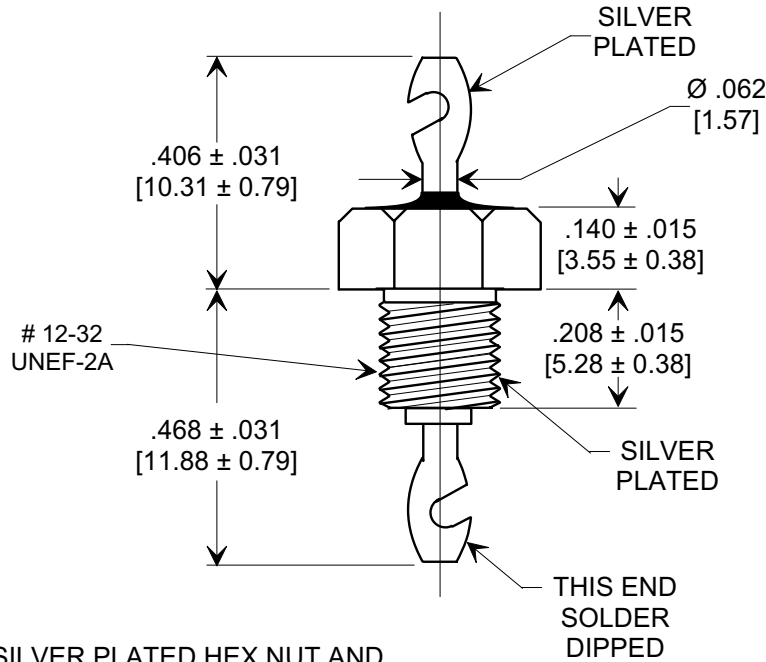
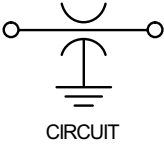
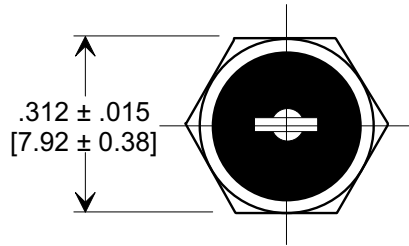
MARKETING SALES DRAWING

DIMENSIONS IN INCHES - DO NOT SCALE THIS DRAWING
DIMENSIONS IN METRIC - []

This drawing is the property of Tusonix, Inc., and may not be used, reproduced, published or disclosed to others without expressed authorization by Tusonix Inc.



Electrical Testing
per Tusonix standard
test plans and Mil-Std-202
Test Methods.



- NOTES:
- SUPPLIED WITH SILVER PLATED HEX NUT AND INTERNAL TOOTH LOCK WASHER.
 - TUSONIX STANDARD PART
 NUMBER: 2452-000-X5U0-102P.
 TUSONIX R.o.H.S. COMPLIANT PART
 NUMBER: 2452-000-X5U0-102P LF.
 CUSTOMER MUST SPECIFY STANDARD OR RoHS PART NUMBER WHEN ORDERING.
 - PART MARKING: TRADEMARK, CAPACITANCE CODE AND TOLERANCE CODE STAMPED ON BUSHING HEX FLATS:
 STANDARD PART: BLACK MARKING.
 RoHS COMPLIANT PART: GREEN MARKING.

CAPACITANCE AND TOLERANCE	RATED DC VOLTAGE		RATED CURRENT	DWV (VDC)	I.R. MIN. @ 100 (VDC.)	TYPICAL NO LOAD INSERTION LOSS (dB) AT 25°C PER MIL-STD-220			
	+85°C	+125°C				10MHz	100MHz	1 GHz	10GHz
1000 pF +100% -0%	500	250	20 A	1250	10 G	3	20	35	40

X-2015 Rev-0 REVISION RECORD	Original Release	0	DRAWING REV'D METRIC DIMS ADDED & COMPLETE PART # ADDED L.E. 10-03-01 20011002-4-01 ADDED DWV & IR. S.M. 06-13-05 20050613-1-01 ADDED AND REVISED NOTES. S.M. 10-31-06 20061030-1-02	--TOLERANCES-- Unless Otherwise Specified		Title DISCOIDAL BUSHING FEED-THRU CAPACITOR		
	C.O. 19971203-1-02	1		DECIMAL ± // //	Drawn	S.M. 12-05-97	Scale	3X
	DRAWING REV'D METRIC DIMS ADDED & COMPLETE PART # ADDED L.E. 10-03-01	2		ANGLES ± // //	Approved J.Mc. 12-05-97			
	20011002-4-01 ADDED DWV & IR. S.M. 06-13-05	3		TUSONIX TUCSON, ARIZONA		A 2452-000-X5U0-102P		