

High efficiency, single-digit numerical displays

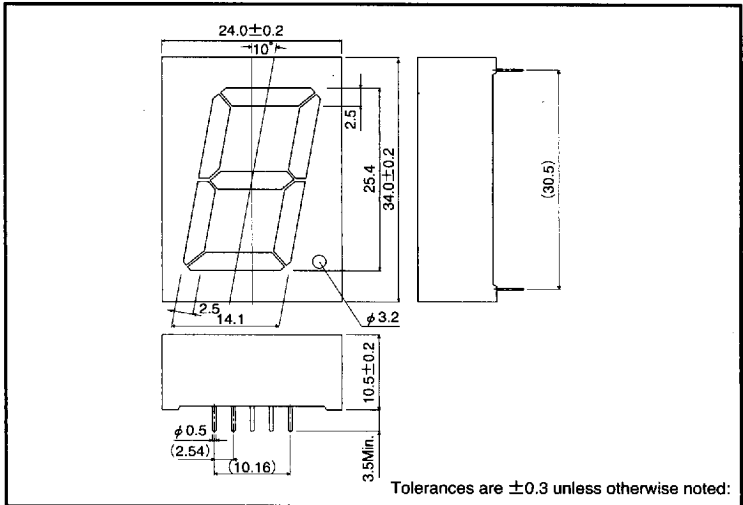
LA-101 AK Series

The LA-101 AK series are LED numerical displays designed to allow use even in bright locations. The height of the character is 25.4 mm, and four colors are available : red, orange, yellow, and green. These displays are designed for use in large numerical displays.

●Features

- 1) Height of character : 25.4 mm.
- 2) Dimensions : 24 × 34 × 10.5 mm.
- 3) A common anode configuration and a common cathode configuration are available for each color.
- 4) The package surface is coated black and the segments are colored the display color.
- 5) High luminance, clear display.

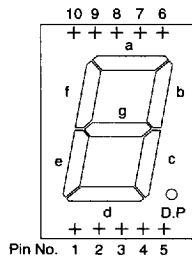
●External dimensions (Unit: mm)



●Selection guide

Emitting color	Red	Orange	Yellow	Green
	Common			
Anode	LA-101VA	LA-101DA	LA-101YA	LA-101MA
Cathode	LA-101VK	LA-101DK	LA-101YK	LA-101MK

●Pin layout



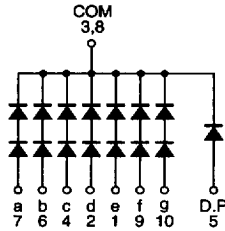
Pin No.	Function
1	Segment "e"
2	Segment "d"
3	Common
4	Segment "c"
5	D.P
6	Segment "b"
7	Segment "a"
8	Common
9	Segment "f"
10	Segment "g"

LED Numeric Displays

7828999 0016386 1T6



● Internal circuit schematic (example of common cathode)



● Absolute maximum ratings (Ta = 25°C)

Parameter	Symbol	Red	Orange	Yellow	Green	Unit
		LA-101VA/VK	LA-101DA/DK	LA-101YA/YK	LA-101MA/MK	
Power dissipation	P _D	640	640	640	640	mW
Power dissipation	P _D /seg	85 (45)	85 (45)	85 (45)	85 (45)	mW
Forward current	I _F	15	15	15	20	mA
Peak forward current	I _{FP}	60*	60*	60*	60*	mA
Reverse voltage	V _R	6 (3)	6 (3)	6 (3)	6 (3)	V
Operating temperature	T _{opr}	-25~75				°C
Storage temperature	T _{stg}	-30~85				°C

* Pulse width 1ms Duty 1/5
() is D.P value

● Electrical and optical characteristics (Ta = 25°C)

Parameter	Symbol	Conditions	Red			Orange			Yellow			Green			Unit
			Min.	Typ.	Max.	Min.	Typ.	Max.	Min.	Typ.	Max.	Min.	Typ.	Max.	
Forward voltage	V _F	I _F =10mA	—	2.0	2.8	—	2.0	2.8	—	2.1	2.8	—	2.1	2.8	V
Reverse current	I _R	V _R =3V	—	—	100	—	—	100	—	—	100	—	—	100	μA
Peak wavelength	λ _P	I _F =10mA	—	650	—	—	610	—	—	585	—	—	563	—	nm
Spectral line half width	Δλ	I _F =10mA	—	40	—	—	40	—	—	40	—	—	40	—	nm

* Not designed for radiation resistance.
The forward voltage and reverse current values are the guaranteed values per element.

● Luminous intensity

Color	λ _p	Type	Min.	Typ.	Max.	Unit
Red	650	LA-101VA	3.6	10	—	mcd
		LA-101VK				
Orange	610	LA-101DA	5.6	16	—	mcd
		LA-101DK				
Yellow	585	LA-101YA	5.6	16	—	mcd
		LA-101YK				
Green	563	LA-101MA	5.6	16	—	mcd
		LA-101MK				

Note) Measured at I_F = 10 mA

7828999 0016387 032