


Coding Keys and Contact Loading Variants



Coding key sets with combinations of matching colors and complementary numbering

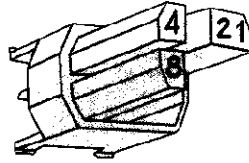
CompactPCI supports several different voltages and configurations. Coding keys are used to prevent damage to a system as a result of inserting incorrect cards.

Male and female keys are polarized for male and female housing multipurpose centers; unambiguous keying is by combination of color and code numbered posts.

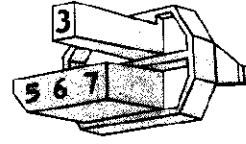
Keys are inserted from the mating faces of male and female housings, retained by foot clips snap-fitting into housing slots. Removal from the front is possible whenever required.

Material

Glass filled Polyamide 6.6.



Key for Male Connectors



Key for Female Connectors

Color	RAL ¹	For Male Connector		For Female Connector		CPCI Designation
	Number	Code No.	Key Part No.	Code No.	Key Part No.	
Strawberry red	3018	1248	100525-9	3567	100526-9	Telephony (H.110)
Brilliant blue	5007	1567	3-100525-2	2348	3-100526-2	5.0v
Cadmium yellow	1021	3456	5-100525-6	1278	5-100526-6	3.3v

¹ RAL is a Trademark of the Central Organization for product assurance in Germany.

Note: The color/code no. combinations, listed above, follow IEC 1076-4-101 recommendations. Other colors available for custom applications (ref cat. #65911)

Dimensions

P1 through P5 Male Connectors

Standard ACTION PIN Posts

According to the CompactPCI core specification shield rows 2 & 1 require level 3. All other pin lengths are in accordance with the appropriate governing specification. (IE - Computer Telephony, Hot Swap, etc.)

Feed-Thru Posts for Rear I/O

To accommodate for rear I/O and shrouds, contacts coded K-T are loaded in accordance to the governing PICMG specification.

User Designated Pin Selection

AMP can accommodate any pattern of male connector contact loading - Use chart on p. 45 to define custom loading requirements.

Male Pin Options

