

PLEASE CHECK WWW.MOLEX.COM FOR LATEST PART INFORMATION

Part Number: [0873684825](#)
Status: **Active**
Description: 2.00mm (.079") Pitch Milli-Grid™ Receptacle, Surface Mount, Side Entry, 0.76µm (30µ") Gold (Au) Plating, 48 Circuits, Leadfree

Documents:

[3D Model](#)
[Drawing \(PDF\)](#)

[RoHS Certificate of Compliance \(PDF\)](#)

Agency Certification

CSA LR19980
 UL E29179

General

Product Family PCB Receptacles
 Series [87368](#)
 Application Board-to-Board
 Product Literature Order No 987650-1991
 Product Name Milli-Grid™

Physical

Circuits (Loaded) 48
 Color - Resin Black
 Durability (mating cycles max) 25
 Flammability 94V-0
 Glow-Wire Compliant No
 Lock to Mating Part None
 Material - Plating Mating Gold
 Material - Plating Termination Tin
 Material - Resin Nylon
 Number of Rows 2
 Orientation Right Angle
 PCB Locator Yes
 PCB Retention Yes
 Packaging Type Tube
 Pitch - Mating Interface (in) 0.079 In
 Pitch - Mating Interface (mm) 2.00 mm
 Plating min: Mating (µin) 30.4
 Plating min: Mating (µm) 0.76
 Plating min: Termination (µin) 101.6
 Plating min: Termination (µm) 2.54
 Polarized to PCB Yes
 Surface Mount Compatible (SMC) N/A
 Temperature Range - Operating -55°C to +105°C
 Termination Interface: Style Surface Mount

Electrical

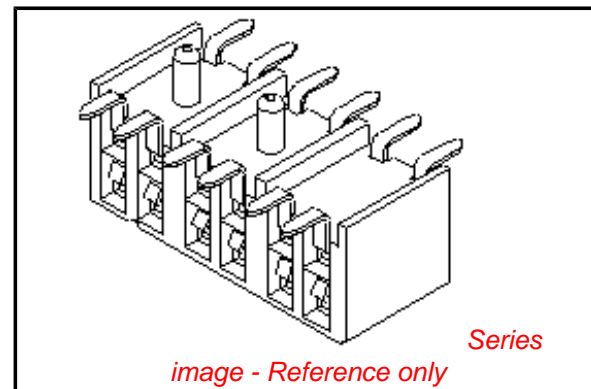
Current - Maximum per Contact 1A
 Voltage - Maximum 125V

Solder Process Data

Lead-free Process Capability Reflow Capable (SMT only)
 Process Temperature max. C 260

Material Info

Reference - Drawing Numbers



EU RoHS

ELV and RoHS Compliant
REACH SVHC
 Not Reviewed
Halogen-Free Status
 Not Reviewed

China RoHS



Need more information on product environmental compliance?

Email productcompliance@molex.com
 For a multiple part number RoHS Certificate of Compliance, [click here](#)

Please visit the [Contact Us](#) section for any non-product compliance questions.

Search Parts in this Series

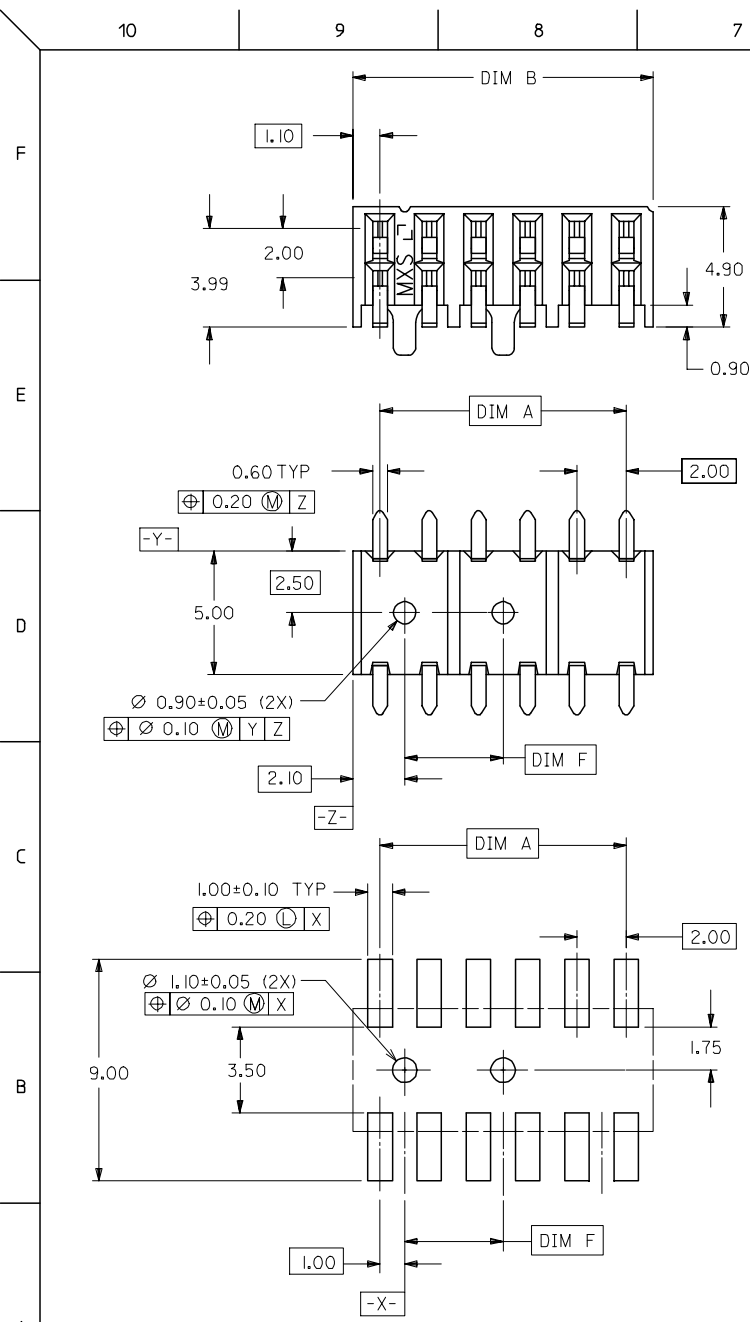
[87368Series](#)

Mates With

[87758](#) Vertical Through Hole PCB Headers,
[87759](#) Vertical Surface Mount PCB Headers,
[87760](#) Right Angle Through Hole PCB Headers

This document was generated on 05/04/2010

PLEASE CHECK WWW.MOLEX.COM FOR LATEST PART INFORMATION

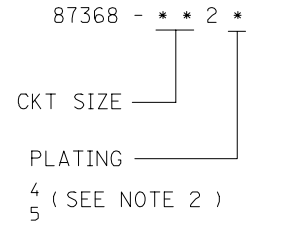


NOTE:

- 1) 12 CIRCUIT SIZE SHOWN FOR ILLUSTRATION ONLY. SEE CHART FOR AVAILABLE PART SIZES.
- 2) PLATING FINISH:
 - 4 - 0.38um/15uin MIN. GOLD IN CONTACT AREA
2.54um/100uin MIN. TIN IN SOLDER TAIL AREA
BOTH OVER 1.27um/50uin MIN. NICKEL OVERALL
 - 5 - 0.76um/30uin MIN. GOLD IN CONTACT AREA
2.54um/100uin MIN. TIN IN SOLDER TAIL AREA
BOTH OVER 1.27um/50uin MIN. NICKEL OVERALL
- 3) COPLANARITY OF SOLDER TAIL IS TO BE MEASURED BY RESTING THE PART ON A FLAT GAUGE SURFACE.
- 4) RECOMMENDED PC BOARD THICKNESS IS 1.60 ± 0.10mm.
- 5) PRODUCT SPECIFICATION PS-87264 APPLIES.
- 6) PART MATEABLE TO ALL MILLI-GRID HEADERS WITH MATING PIN LENGTH BETWEEN 2.50mm AND 4.20mm
- 7) PARTS SHALL BE PACKED IN MOISTURE BARRIER BAG.

PART NUMBER	CKT. SIZE	DIM A	DIM B	DIM F	DIM P
87368-082*	8	6.00	8.20	4.00	0.10
87368-102*	10	8.00	10.20	4.00	0.10
87368-122*	12	10.00	12.20	4.00	0.13
87368-142*	14	12.00	14.20	6.00	0.13
87368-162*	16	14.00	16.20	8.00	0.13
87368-182*	18	16.00	18.20	10.00	0.13
87368-202*	20	18.00	20.20	12.00	0.13
87368-222*	22	20.00	22.20	14.00	0.13
87368-242*	24	22.00	24.20	16.00	0.15
87368-262*	26	24.00	26.20	18.00	0.15
87368-282*	28	26.00	28.20	20.00	0.15
87368-302*	30	28.00	30.20	22.00	0.15
87368-322*	32	30.00	32.20	24.00	0.15
87368-342*	34	32.00	34.20	26.00	0.15
87368-362*	36	34.00	36.20	28.00	0.15
87368-382*	38	36.00	38.20	30.00	0.15
87368-402*	40	38.00	40.20	32.00	0.15
87368-422*	42	40.00	42.20	34.00	0.15
87368-442*	44	42.00	44.20	36.00	0.15
87368-462*	46	44.00	46.20	38.00	0.15
87368-482*	48	46.00	48.20	40.00	0.15
87368-502*	50	48.00	50.20	42.00	0.15

PART NO. LEGEND



RECOMMENDED P.C. BOARD LAYOUT

ADD NOTE 7. EC NO: S2008-0335 DRWNS:KANG CHKD:ATSEE APPR:MLONG	2007/11/27 2007/11/30 2007/12/03	QUALITY SYMBOLS ▽=0 ▽=0	GENERAL TOLERANCES (UNLESS SPECIFIED)		DIMENSION STYLE MM ONLY		SCALE NTS	DESIGN UNITS METRIC	THIRD ANGLE PROJECTION		
				mm	INCH	DRAWN BY DATE		TITLE			
			4 PLACES	± ---	± ---	JACK	1992/06/12	MGRID 2MM DUAL ROW SIDE ENTRY RECEPT., SMT		MOLEX INCORPORATED	
			3 PLACES	± ---	± ---	CHECKED BY DATE					
2 PLACES	± 0.20	± ---	TAY	1992/09/24							
1 PLACE	± ---	± ---	APPROVED BY DATE	ROY	1992/09/25						
			ANGULAR ± 3°		MATERIAL NO.		DOCUMENT NO.		SHEET NO.		
			DRAFT WHERE APPLICABLE MUST REMAIN WITHIN DIMENSIONS		SEE TABLE		SD-87368-***20		1 OF 1		
					SIZE A3		THIS DRAWING CONTAINS INFORMATION THAT IS PROPRIETARY TO MOLEX INCORPORATED AND SHOULD NOT BE USED WITHOUT WRITTEN PERMISSION				