

**Power Schottky Rectifier - 3Amp 20~100Volt**

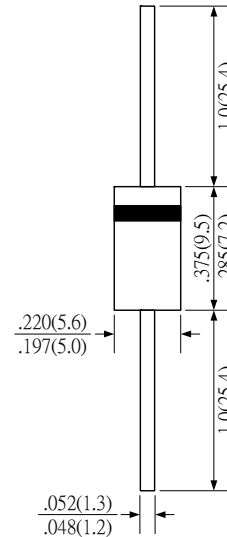
**Features**

- Low forward voltage drop
- High current capability
- High reliability
- High surge current capability
- Epitaxial construction

**Mechanical data**

- Case : Molded plastic
- Epoxy : UL 94V-0 rate flame retardant
- Lead : Axial leads, solderable per MIL-STD-202,method 208 guaranteed
- Polarity : Color band denotes cathode end
- Mounting position : Any
- Weight : 1.10 grams

**DO-27 / DO-201AD**

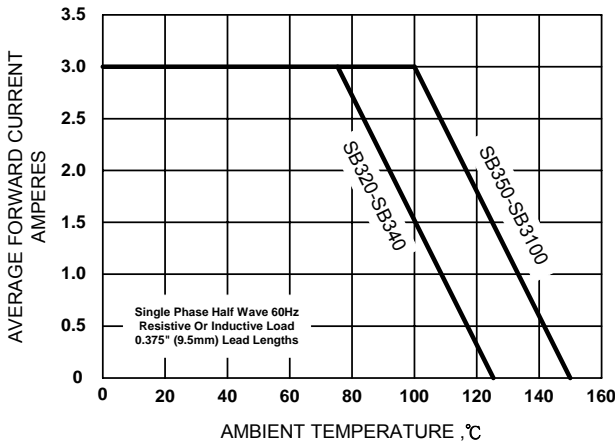


**Maximum ratings and Electrical characteristics**

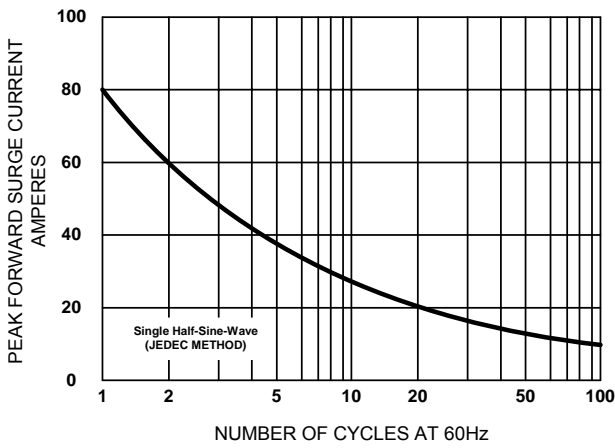
TYPE	SB320	SB330	SB340	SB350	SB360	SB380	SB3100	UNIT
Maximum Recurrent Peak Reverse Voltage	20	30	40	50	60	80	100	V
Maximum RMS Voltage	14	21	28	35	42	56	70	V
Maximum DC Blocking Voltage	20	30	40	50	60	80	100	V
Maximum Average Forward Rectified Current	3.0							A
Peak Forward Surge Current, 8.3ms single half sine-wave superimposed on rated load	80							A
Maximum Instantaneous Forward Voltage at 3.0A	0.55		0.65		0.82		V	
Repetitive peak avalanche power, $t_p = 1\mu s$ $T_j = 25^\circ C$	1300		2000				W	
Maximum DC Reverse Current at Rated DC Blocking Voltage	$T_a = 25^\circ C$	0.5		0.3		0.01		mA
	$T_a = 100^\circ C$	20		15		10		
Typical Junction Capacitance	250							pF
Typical Thermal Resistance $R_{\theta JA}$	20							$^\circ C/W$
Operating Temperature Range $T_J$	-50 - 125							$^\circ C$
Storage Temperature Range $T_{STG}$	-65 - 150							$^\circ C$

Note: Pulse Test : 380 $\mu s$  pulse width, 2% duty cycle

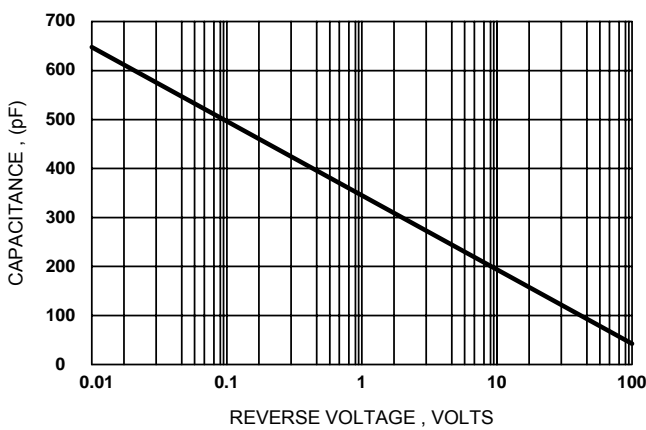
August 2007 / Rev.5



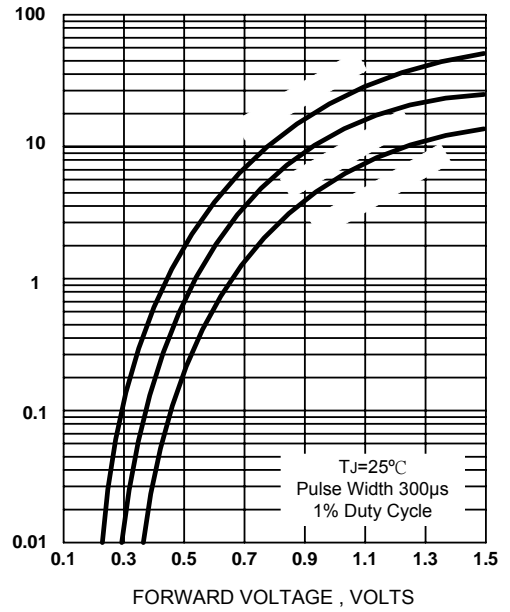
**Figure 1. Forward Current Derating Curve**



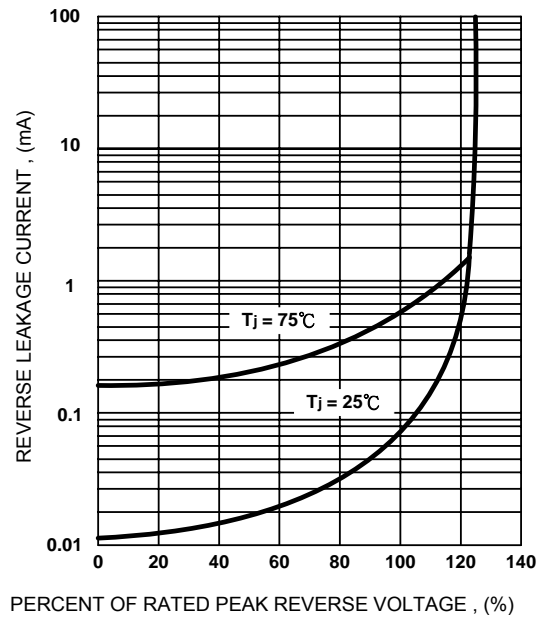
**Figure 2. Maximum Non-repetitive Surge Current**



**Figure 3. Typical Junction Capacitance**



**Figure 4. Typical Forward Characteristics**



**Figure 5. Typical Reverse Characteristics**