

PLEASE CHECK WWW.MOLEX.COM FOR LATEST PART INFORMATION

Part Number: [0887418600](#)
Status: **Active**
Overview: [microcross dvi](#)
Description: MicroCross™ DVI Digital Visual Interface, Shielded I/O Cable Assembly: DVI-Digital-to-DFP, Black, 2.0m (6.56') Length

Documents:

[Drawing \(PDF\)](#) [RoHS Certificate of Compliance \(PDF\)](#)

General

Product Family	Cable Assemblies
Series	88744
Connector to Connector	DVI-Digital-to-DFP
Overview	microcross dvi
Product Name	MicroCross™DVI

Physical

Cable Length	2.0m (6.56')
Circuits (Loaded)	24
Color - Resin	Black
Gender	Plug/Plug
Lock to Mating Part	None
Material - Metal	Phosphor Bronze
Material - Plating Mating	Gold
Material - Plating Termination	Tin
Material - Resin	Polyester
Packaging Type	Bag
Pitch - Mating Interface (in)	0.075 In
Pitch - Mating Interface (mm)	1.90 mm
Plating min: Mating (µin)	10
Plating min: Mating (µm)	0.25
Plating min: Termination (µin)	150
Plating min: Termination (µm)	3.75
Single Ended	No
Termination Interface: Style	Solder or Weld
Wire Insulation Diameter	N/A
Wire Size AWG	N/A
Wire/Cable Type	N/A

Electrical

Current - Maximum per Contact	3A
Shielded	Yes

Material Info

Reference - Drawing Numbers

Product Specification	RPS-74320-010
Sales Drawing	SD-88741-007

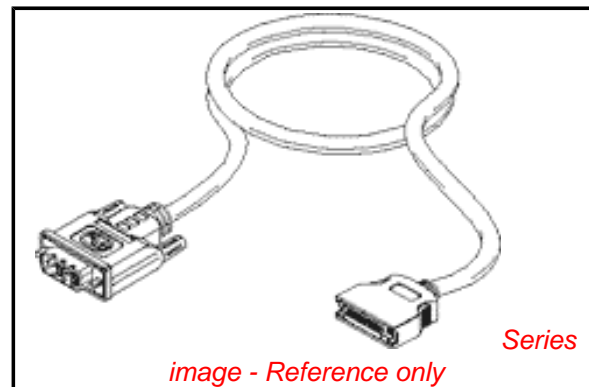


image - Reference only

EU RoHS

RoHS Compliant by Exemption
REACH SVHC Not Reviewed
Halogen-Free Status Not Reviewed

China RoHS



Need more information on product environmental compliance?

Email productcompliance@molex.com
 For a multiple part number RoHS Certificate of Compliance, [click here](#)

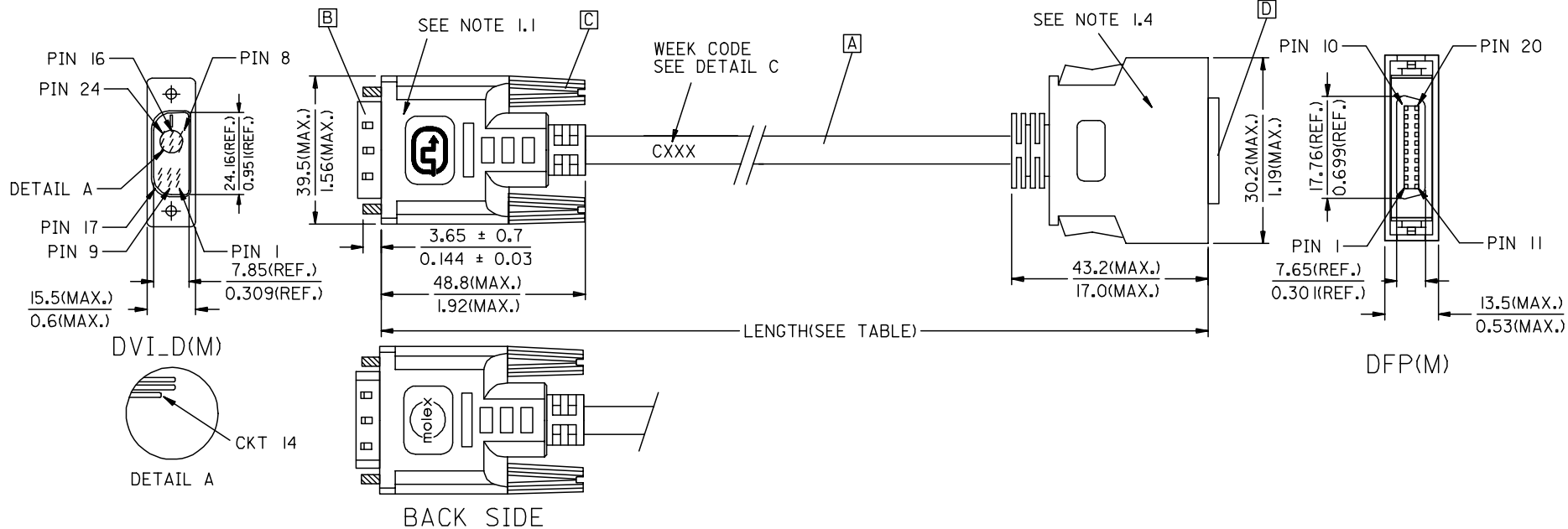
Please visit the [Contact Us](#) section for any non-product compliance questions.

Search Parts in this Series

[88744Series](#)

Mates With

[74320](#) MicroCross™ DVI-I Digital/Analog Visual Interface, PCB Receptacle



CXXX
 WEEK NO. FOR YEAR.
 YEAR NO.
 "C" FOR MOLEX CHINA
 DETAIL C

8874I-862I	DVI_D-DFP DIGITAL CABLE ASS'Y 5M PARCHMENT WHT	5000 ± 150 196.9 ± 5.9	PARCHMENT WHITE	887808287
8874I-86II	DVI_D-DFP DIGITAL CABLE ASS'Y 3M PARCHMENT WHT	3000 ± 80 118.1 ± 3.1	PARCHMENT WHITE	887808287
8874I-860I	DVI_D-DFP DIGITAL CABLE ASS'Y 2M PARCHMENT WHT	2000 ± 60 78.7 ± 2.4	PARCHMENT WHITE	887808827
8874I-8620	DVI_D-DFP DIGITAL CABLE ASS'Y 5M BLK	5000 ± 150 196.9 ± 5.9	BLACK	887808276
8874I-86I0	DVI_D-DFP DIGITAL CABLE ASS'Y 3M BLK	3000 ± 80 118.1 ± 3.1	BLACK	887808276
8874I-8600	DVI_D-DFP DIGITAL CABLE ASS'Y 2M BLK	2000 ± 60 78.7 ± 2.4	BLACK	887808276
MX P/N	DESCRIPTION	LENGTH	CABLE COLOR	CABLE P/N

ENTER DESCRIPTION EC NO: DG2006-0186 DRWN:PDAI 2006/03/09 CHKD: 2006/03/09 APPR:TKAN 2006/03/10	QUALITY SYMBOLS ▽=0 ◻=0	GENERAL TOLERANCES (UNLESS SPECIFIED)		DIMENSION STYLE MM/IN		SCALE ---	DESIGN UNITS METRIC	THIRD ANGLE PROJECTION	
			mm	INCH	DRAWN BY PDAI	DATE 2006/03/07	TITLE DVI_D-DFP DIGITAL CBL		
		4 PLACES	± ---	± ---	CHECKED BY ZXDENG	DATE 2006/03/07	MOLEX INCORPORATED		
		3 PLACES	± ---	± ---	APPROVED BY BORON	DATE 2006/03/07			
2 PLACES	± ---	± ---	MATERIAL NO. SEE TABLE		DOCUMENT NO. SD-8874I-007	SHEET NO. 1 OF 2			
1 PLACE	± ---	± ---	DRAFT WHERE APPLICABLE MUST REMAIN WITHIN DIMENSIONS		THIS DRAWING CONTAINS INFORMATION THAT IS PROPRIETARY TO MOLEX INCORPORATED AND SHOULD NOT BE USED WITHOUT WRITTEN PERMISSION				
ANGULAR ± ---°									

NOTE:1. OVERMOLD SPECIFICATION

- 1.1 DVI BOOT MOLDED WITH SONW WHITE PVC RESIN P/N IS 887800076.
- 1.2 UL94V-0, COLOR: MAD432
- 1.3 HARDNESS (DUROMETER): SHORE A 90-95
- 1.4 DFP BOOT MOLDED WITH UL94V-0 ABS.

2. MECHANICAL SPECIFICATION

- 2.1 CABLE SHOULD STAND THE PULL FORCE 89-111N FOR 30 SECONDS WITH NO VISIBLE TERMINATION DAMAGE.
- 2.2 CABLE SHOULD PASS THE FLEX TEST IN 100 CYCLES AT EACH OF PLANES, PER EIA 364-41, CONDITION 1.

3. CABLE ELECTRICAL SPECIFICATION

- 3.1 DIELECTRIC STRENGTH: 300VDC FOR 10mS.
- 3.2 INSULATION RESISTANCE: 20 MEGA Ohms
- 3.3 DIFFERENTIAL LINES CHARACTERISTIC IMPEDANCE: 100±7 Ohms @TDR.

4. DVI CONNECTOR SPECIFICATION

- 4.1 REFER TO PRODUCT SPEC. PS-74320-001.
- 4.2 CONTACT PLATING: AU FLASH.




5. THIS PRODUCT MUST MEET MX RoHS COMPLIANCE.

6 . CONNECTION DIAGRAM

SHIELD	SHIEDL	GROUND
PIN 24	PIN 6	TMDS CLOCK-
PIN 23	PIN 5	TMDS CLOCK+
PIN 22	PIN 4	TMDS CLOCK SHIELD
PIN 19	PIN 14	TMDS DATA 0 SHIELD
PIN 18	PIN 15	TMDS DATA 0+
PIN 17	PIN 16	TMDS DATA 0-
PIN 16	PIN 18	HOT PLUG DETECT
PIN 15	PIN 7	GROUND(+5V & HV SYNC.)
PIN 14	PIN 8	POWER +5V
PIN 11	PIN 3	TMDS DATA 1 SHIELD
PIN 10	PIN 1	TMDS DATA 1+
PIN 9	PIN 2	TMDS DATA 1-
PIN 7	PIN 19	DDC DATA
PIN 6	PIN 20	DDC CLOCK
PIN 3	PIN 13	TMDS DATA 2 SHIELD
PIN 2	PIN 11	TMDS DATA 2+
PIN 1	PIN 12	TMDS DATA 2-
DVI.D	DFP	CABLE FUNCTION

7 . MATERIAL LIST

D	MDR 20 CONNECTOR(ACON) 887899280
C	DVI THUMB SCREW 887806077
B	DVI.D SINGLE CHANNEL G/F CONNECTOR 743230101
A	DVI DIGITAL SINGLE LINK CABLE(SEE TABLE)
ITEM	DESCRIPTION

ENTER DESCRIPTION EC NO: DG2006-0186 DRWN:PDAI CHKD: APPR:TKAN	2006/03/09 2006/03/09 2006/03/10	QUALITY SYMBOLS  =0  =0	GENERAL TOLERANCES (UNLESS SPECIFIED)		DIMENSION STYLE MM/IN		SCALE ---	DESIGN UNITS METRIC	 THIRD ANGLE PROJECTION	
				mm INCH	DRAWN BY PDAI	DATE 2006/03/07	TITLE DVI_D-DFP DIGITAL CBL			
				4 PLACES ± --- ± --- 3 PLACES ± --- ± --- 2 PLACES ± --- ± --- 1 PLACE ± --- ± ---	CHECKED BY ZXDENG	DATE 2006/03/07	APPROVED BY BORON			
				ANGULAR ± ---°	MATERIAL NO. SEE TABLE	DATE 2006/03/07	DOCUMENT NO. SD-88741-007		SHEET NO. 2 OF 2	
DRAFT WHERE APPLICABLE MUST REMAIN WITHIN DIMENSIONS			THIS DRAWING CONTAINS INFORMATION THAT IS PROPRIETARY TO MOLEX INCORPORATED AND SHOULD NOT BE USED WITHOUT WRITTEN PERMISSION							