

PLEASE CHECK WWW.MOLEX.COM FOR LATEST PART INFORMATION

Part Number: [0526101572](#)
Status: **Active**
Overview:
Description: 1.00mm (.039") Pitch FFC/FPC Connector, SMT, Vertical, ZIF, Gold (Au) Contact Plating, 15 Circuits, Lead-free, High Barrier Packaging

Agency Certification

CSA	LR19980
UL	E29179

General

Product Family	FFC/FPC Connectors
Series	52610
Overview	ffc_fpc_smt
Product Name	N/A

Physical

Circuits (Loaded)	15
Contact Position	N/A
Durability (mating cycles max)	30
Entry Angle	Vertical
Flammability	94V-0
Mated Height (in)	0.226 In
Mated Height (mm)	5.75 mm
Material - Metal	Phosphor Bronze
Material - Plating Mating	Gold
Material - Plating Termination	Tin
Material - Resin	Nylon
Number of Rows	1
Orientation	Vertical
PCB Locator	No
PCB Retention	None
Packaging Type	Embossed Tape on Reel
Pitch - Mating Interface (in)	0.039 In
Pitch - Mating Interface (mm)	1.00 mm
Polarized to PCB	No
Stackable	No
Temperature Range - Operating	-40°C to +85°C
Termination Interface: Style	Surface Mount
Wire/Cable Type	FFC/FPC

Electrical

Current - Maximum per Contact	1A
Voltage - Maximum	125V AC (RMS)/DC

Material Info

Reference - Drawing Numbers

Packaging Specification	SPK-52610-001, SPK-52610-003
Product Specification	PS-52610-007, RPS-52610-052, RPS-52610-053, RPS-52610-058, RPS-52610-061
Sales Drawing	SD-52610-036, SD-52610-037

EU RoHS
ELV and RoHS
Compliant
REACH SVHC
 Not Reviewed
Halogen-Free
Status
Not Reviewed

China RoHS

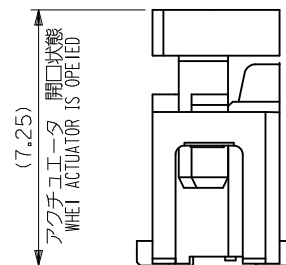
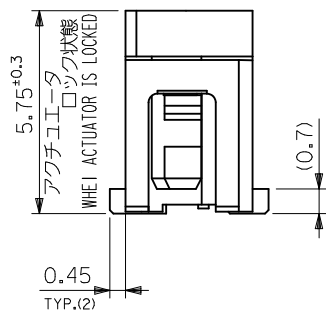
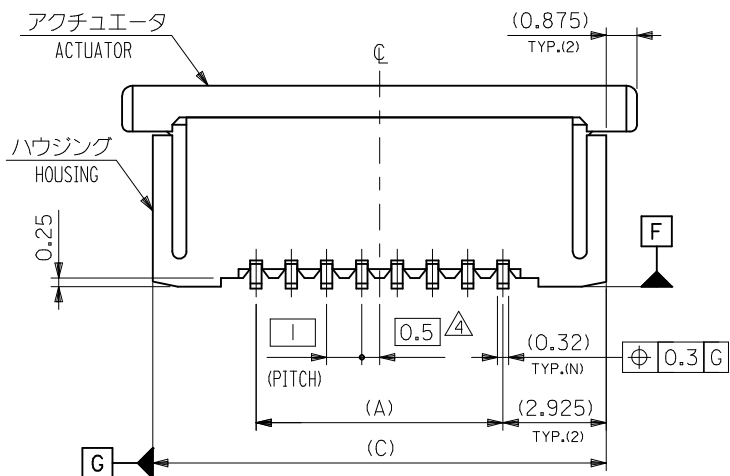
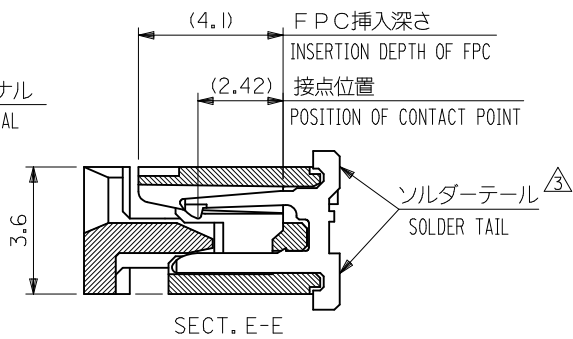
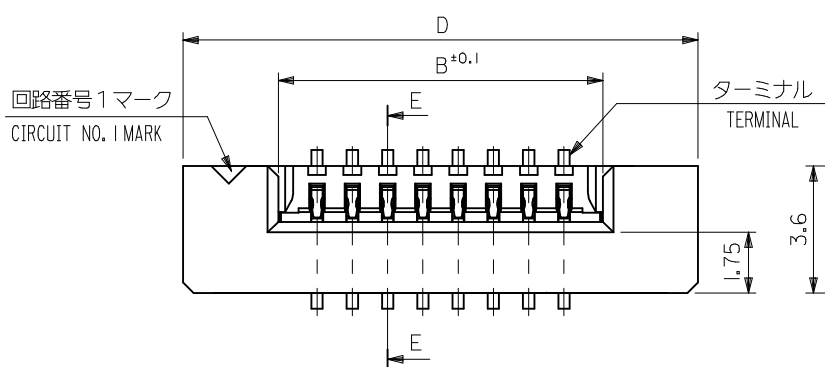


Need more information on product environmental compliance?

Email productcompliance@molex.com
 For a multiple part number RoHS Certificate of Compliance, [click here](#)

Please visit the [Contact Us](#) section for any non-product compliance questions.

Search Parts in this Series
[52610Series](#)



REVISED EC NO: J2009-2316 DRWN: CARIZONO 2009/04/20 CHKD: T. HARUYAMA 2009/04/20 APPR: NUKITA 2009/04/21	GENERAL TOLERANCES (UNLESS SPECIFIED)		DIMENSION STYLE MM ONLY		SCALE ---	52610-***15	MODEL NO.
	10 UNDER	±0.2	DRAWN BY M. NABEI	DATE '05/07/21	TITLE	1.0 FPC CONN ZIF FOR SMT ST -LEAD FREE-	
	10 OVER 30 UNDER	±0.25	CHECKED BY K. TOYODA	DATE '05/07/21		MOLEX INCORPORATED	
	30 OVER	±0.3	APPROVED BY N. UKITA	DATE '05/07/21		DOCUMENT NO. SD-52610-036	SHEET NO. 1 OF 2
	ANGULAR ±3 °	DRAFT WHERE APPLICABLE MUST REMAIN WITHIN DIMENSIONS		MATERIAL NO. SEE TABLE		THIS DRAWING CONTAINS INFORMATION THAT IS PROPRIETARY TO MOLEX INCORPORATED AND SHOULD NOT BE USED WITHOUT WRITTEN PERMISSION	

注記(NOTES) :

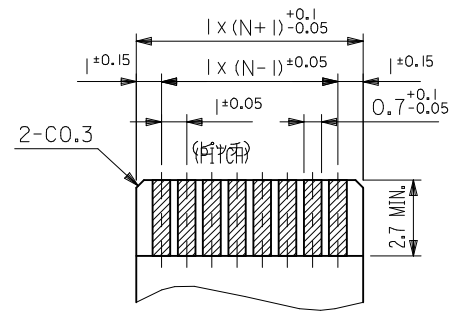
1. 材料(MATERIAL)
 ハウジング (HOUSING) : 46NYLON , UL94V-0
 アクチュエータ(ACTUATOR) : PPS , UL94V-0
 ターミナル(TERMINAL) : リン青銅 (tO. 32)

△ 偶数極に適用。
 APPLY FOR EVEN CIRCUIT.

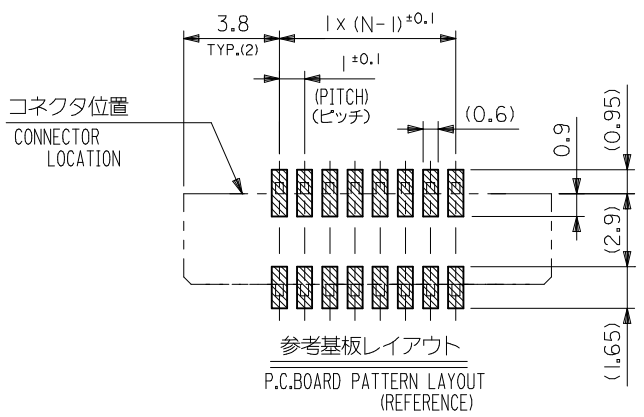
5. 本製品は 52610 シリーズの接点金メッキ品である。
 THIS PRODUCT IS Au-CONTACT OF 52610 SERIES.

PHOS-BRO
 接点部 : 金メッキ 0.1μm 以上
 テール部 : 錫メッキ 1μm 以上
 下地 : ニッケルメッキ 1μm 以上
 CONTACT : GOLD 0.1 MICROMETER MINIMUM
 TAIL : MATTE TIN 1 MICROMETER MINIMUM
 NICKEL : UNDER 1 MICROMETER MINIMUM

2. エンボステープ梱包時は、アクチュエータがロックした状態とする。
 IN THE PACKAGE, ACTUATOR OF PART NO. 52610-**59 SHOULD BE LOCKED.
- △ ソルダータール半田付け面のズレ量は、基準面 [F] に対し上方向 0.05 MAX. ,
 下方向 0.15 MAX. とする。
 MISALIGNMENT OF SOLDER TAILS FROM [F] UPPER DIRECTION : 0.05 MAX. ,
 LOWER DIRECTION : 0.15 MAX.



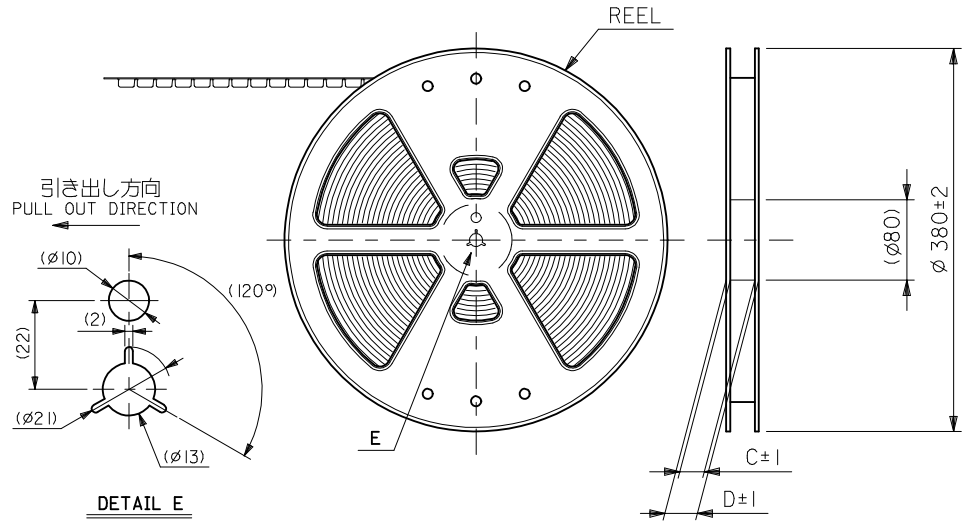
適合FPC推奨寸法
 APPLICABLE FPC RECOMMENDED DIM.
 仕上がり厚さ(THICKNESS) : 0.3 ±0.05



36.6	34.85	31.2	29	52610-3077	52610-3072	52610-3015	30
32.6	30.85	27.2	25	52610-2677	52610-2672	52610-2615	26
31.6	29.85	26.2	24	52610-2577	52610-2572	52610-2515	25
30.6	28.85	25.2	23	52610-2477	52610-2472	52610-2415	24
28.6	26.85	23.2	21	52610-2277	52610-2272	52610-2215	22
26.6	24.85	21.2	19	52610-2077	52610-2072	52610-2015	20
24.6	22.85	19.2	17	52610-1877	52610-1872	52610-1815	18
23.6	21.85	18.2	16	52610-1777	52610-1772	52610-1715	17
22.6	20.85	17.2	15	52610-1677	52610-1672	52610-1615	16
21.6	19.85	16.2	14	52610-1577	52610-1572	52610-1515	15
20.6	18.85	15.2	13	52610-1477	52610-1472	52610-1415	14
19.6	17.85	14.2	12	52610-1377	52610-1372	52610-1315	13
18.6	16.85	13.2	11	52610-1277	52610-1272	52610-1215	12
17.6	15.85	12.2	10	52610-1177	52610-1172	52610-1115	11
16.6	14.85	11.2	9	52610-1077	52610-1072	52610-1015	10
15.6	13.85	10.2	8	52610-0977	52610-0972	52610-0915	9
14.6	12.85	9.2	7	52610-0877	52610-0872	52610-0815	8
12.6	10.85	7.2	5	52610-0677	52610-0672	52610-0615	6
11.6	9.85	6.2	4	52610-0577	52610-0572	52610-0515	5

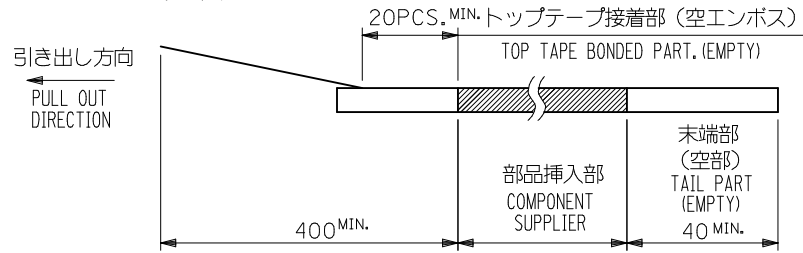
52610-**15	D	(C)	B	(A)	EMBOSSSED TAPE (HIGH BARRIER PKG)	EMBOSSSED TAPE	MATERIAL. NO.	極数 CKT.
MODEL NO.	ORDER No. オーダー番号							

REVISED EC NO: J2009-2316 DRWN: CARIZONO 2009/04/20 CHKD: T. HARUYAMA 2009/04/20 APPR: NUKITA 2009/04/21	GENERAL TOLERANCES (UNLESS SPECIFIED)		DIMENSION STYLE MM ONLY	SCALE ---	DESIGN UNITS METRIC	THIRD ANGLE PROJECTION
	10 UNDER ±0.2	10 OVER 30 UNDER ±0.25	DRAWN BY M. NABEI	DATE '05/07/21	TITLE 1.0 FPC CONN ZIF FOR SMT ST -LEAD FREE-	
	30 OVER ±0.3	ANGULAR ±3 °	CHECKED BY K. TOYODA	DATE '05/07/21	MOLEX INCORPORATED	
	DRAFT WHERE APPLICABLE MUST REMAIN WITHIN DIMENSIONS		APPROVED BY N. UKITA	DATE '05/07/21	MATERIAL NO. SEE TABLE	DOCUMENT NO. SD-52610-036
SIZE A3 THIS DRAWING CONTAINS INFORMATION THAT IS PROPRIETARY TO MOLEX INCORPORATED AND SHOULD NOT BE USED WITHOUT WRITTEN PERMISSION						

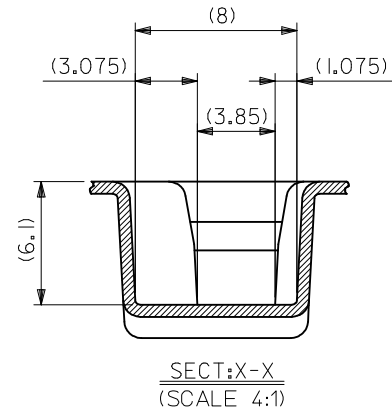
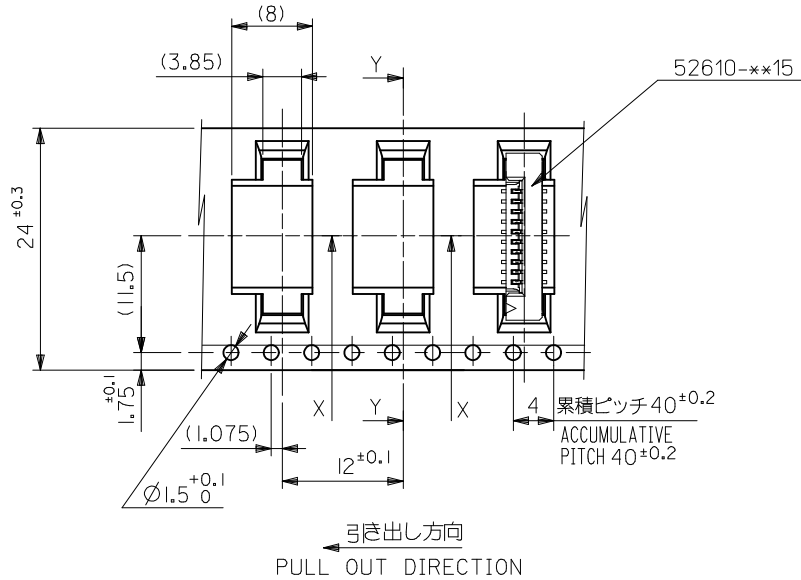
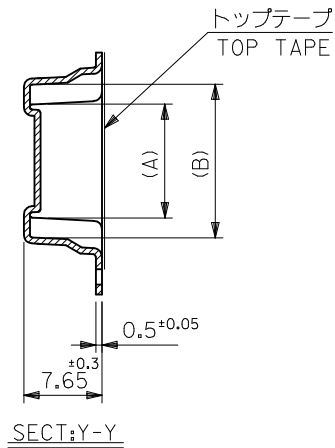


NOTES

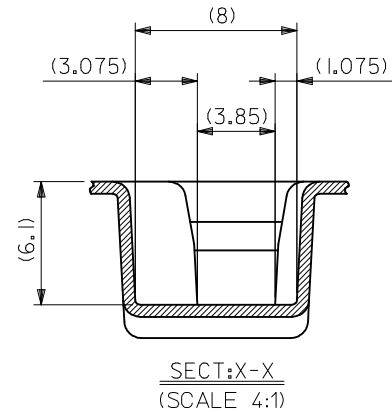
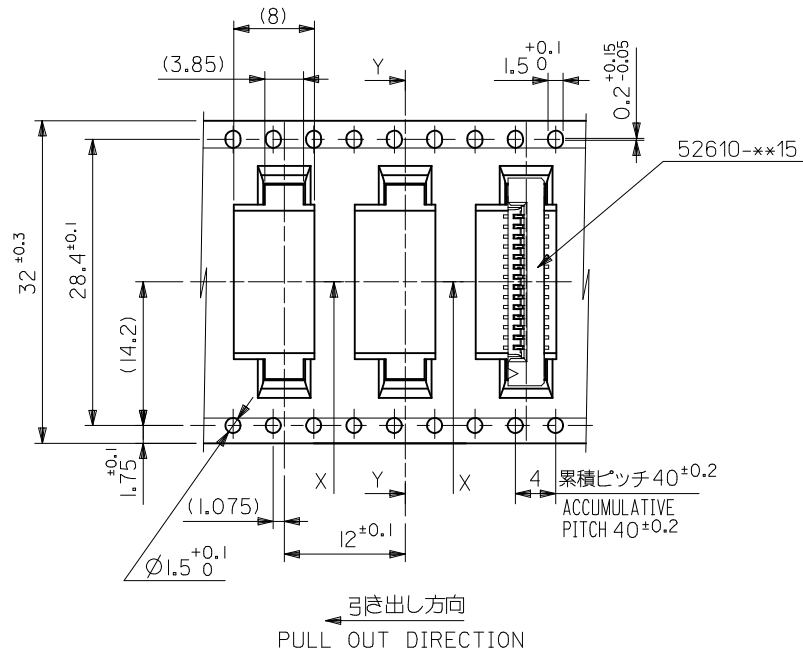
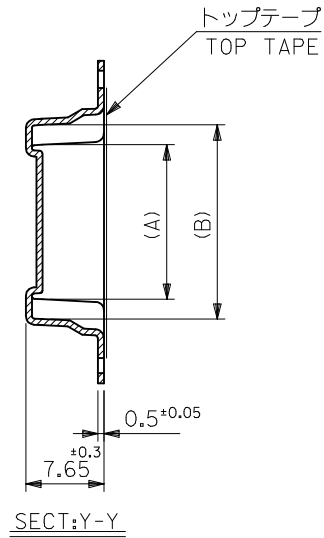
- 梱包数量 : 1000個/リール
NUMBER OF CONNECTORS : 1000PCS/REEL
- リードテープ長さ LEAD TAPE LENGTH
20PCS. MIN. トップテープ接着部 (空エンボス)
TOP TAPE BONDED PART. (EMPTY)
部品挿入部 COMPONENT SUPPLIER
末端部 (空部) TAIL PART (EMPTY)
400 MIN. 40 MIN.
- 52610-**-15 のアクチュエータはハウジング内に押し下げた状態とする。
詳細寸法については図面 SD-52610-036 を参照下さい。
ACTUATOR OF PART NO. 52610-**-15 SHULD BE LOCKED.
RE DETAILED DIMENSIONS , SEE SD-52610-036.
- 材料 (MATERIAL)
キャリアテープ (CARRIER TAPE) : ポリプロピレン (POLYPROPYLENE)
トップテープ (TOPTAPE) : PET , PE , PEF
リール (REEL) : ポリスチレン (P S) <リサイクル材を含む>
POLYSTYRENE (PS) <RECYCLE MATERIAL CONTAINED>
- 本製品は 52610 シリーズの接点金メッキ品である。
THIS PRODUCT IS Au-CONTACT OF 52610 SERIES.
- 本製品は乾燥剤入り、ハイバリア梱包仕様である。
THIS PRODUCT IS HIGH BARRIER PACKAGE WITH DESICCANT.



REVISED EC NO: J2009-2061 DRWN:TKGN 2009/05/20 CHKD:HMATSUMOTO 2009/05/21 APPR:NUKITA 2009/05/21	GENERAL TOLERANCES (UNLESS SPECIFIED)		DIMENSION STYLE MM ONLY		SCALE ---	52610-**-72	MODEL NO.	
	10 UNDER	±0.2	DRAWN BY M. NABEI	DATE '05/07/21	TITLE 1.0 FPC CONN SMT ZIF EMBSTP PKG -LEAD FREE-	DESIGN UNITS METRIC	THIRD ANGLE PROJECTION	
	10 OVER 30 UNDER	±0.25	CHECKED BY K. TOYODA	DATE '05/07/21	APPROVED BY N. UKITA	DATE '05/07/21	MOLEX INCORPORATED	SHEET NO. 1 OF 5
	30 OVER	±0.3	MATERIAL NO. SEE TABLE		DOCUMENT NO. SD-52610-037			
ANGULAR	±3 °	DRAFT WHERE APPLICABLE MUST REMAIN WITHIN DIMENSIONS		THIS DRAWING CONTAINS INFORMATION THAT IS PROPRIETARY TO MOLEX INCORPORATED AND SHOULD NOT BE USED WITHOUT WRITTEN PERMISSION				



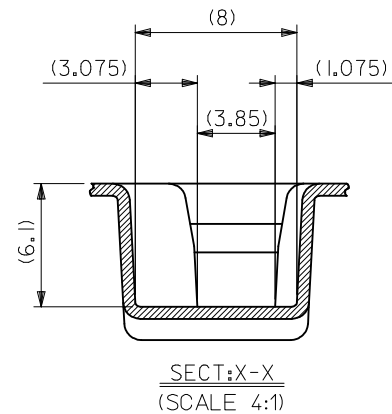
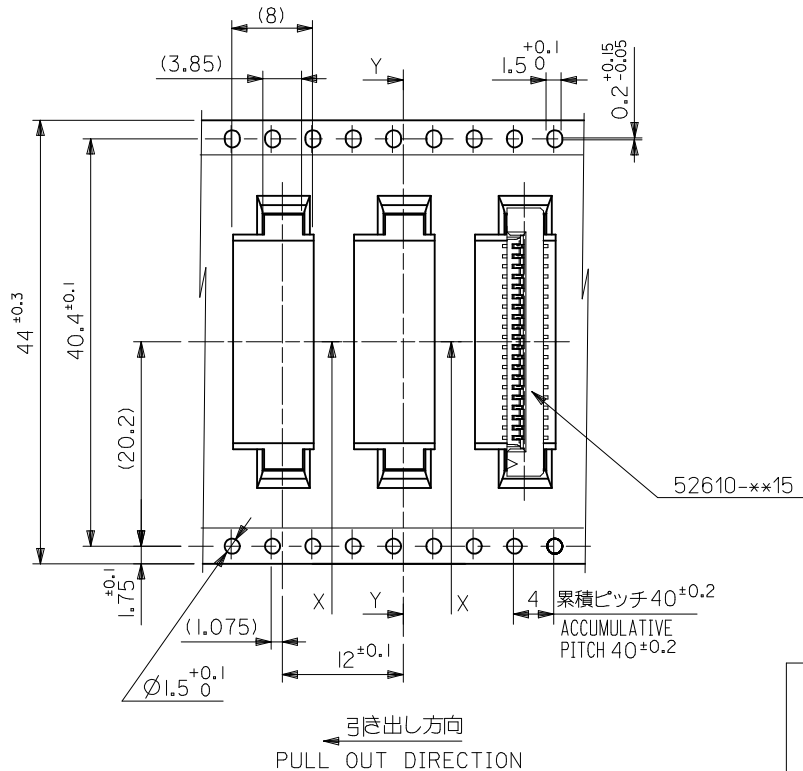
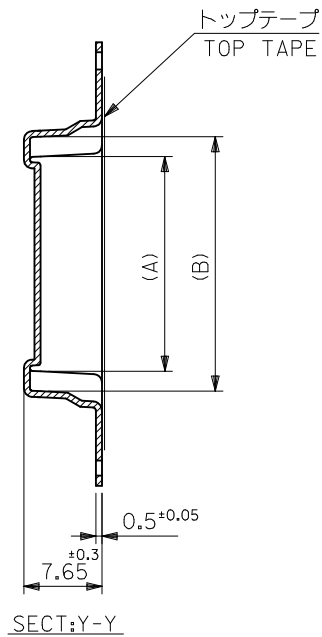
24	29.4	25.4	15.25	11.32	52610-1072	10	
			14.25	10.32	52610-0972	9	
			13.25	9.32	52610-0872	8	
			11.25	7.32	52610-0672	6	
			10.25	6.32	52610-0572	5	
52610-**72	キャリアテープ幅 CARRIER TAPE WIDTH	D	C	(B)	(A)	MATERIAL. NO. 極数 CKT.	
GENERAL TOLERANCES (UNLESS SPECIFIED)		DIMENSION STYLE MM ONLY		SCALE ---	DESIGN UNITS METRIC		THIRD ANGLE PROJECTION
REVISED	EC NO.: J2009-2061	DRWN:TKON	2009/05/20	CHKD:HMATSUMOTO	2009/05/21	APPR:NUKITA	2009/05/21
DESCRIPTION	10 UNDER	±0.2	DRAWN BY DATE TITLE				
	10 OVER 30 UNDER	±0.25	M. NABEI '05/07/21				
	30 OVER	±0.3	CHECKED BY DATE				
	ANGULAR	±3 °	K. TOYODA '05/07/21				
	DRAFT WHERE APPLICABLE MUST REMAIN WITHIN DIMENSIONS		APPROVED BY DATE		N. UKITA '05/07/21		1.0 FPC CONN SMT ZIF EMBSTP PKG -LEAD FREE-
	SIZE	A3	MATERIAL NO.		DOCUMENT NO.		SHEET NO.
			SEE TABLE		SD-52610-037		2 OF 5
THIS DRAWING CONTAINS INFORMATION THAT IS PROPRIETARY TO MOLEX INCORPORATED AND SHOULD NOT BE USED WITHOUT WRITTEN PERMISSION							



52610-**72
MODEL NO.

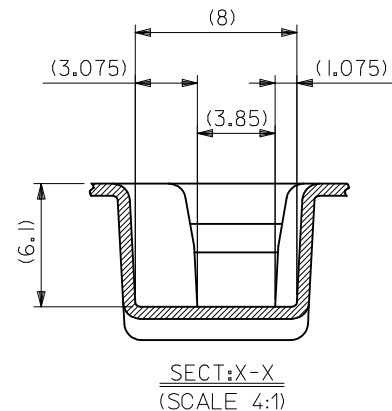
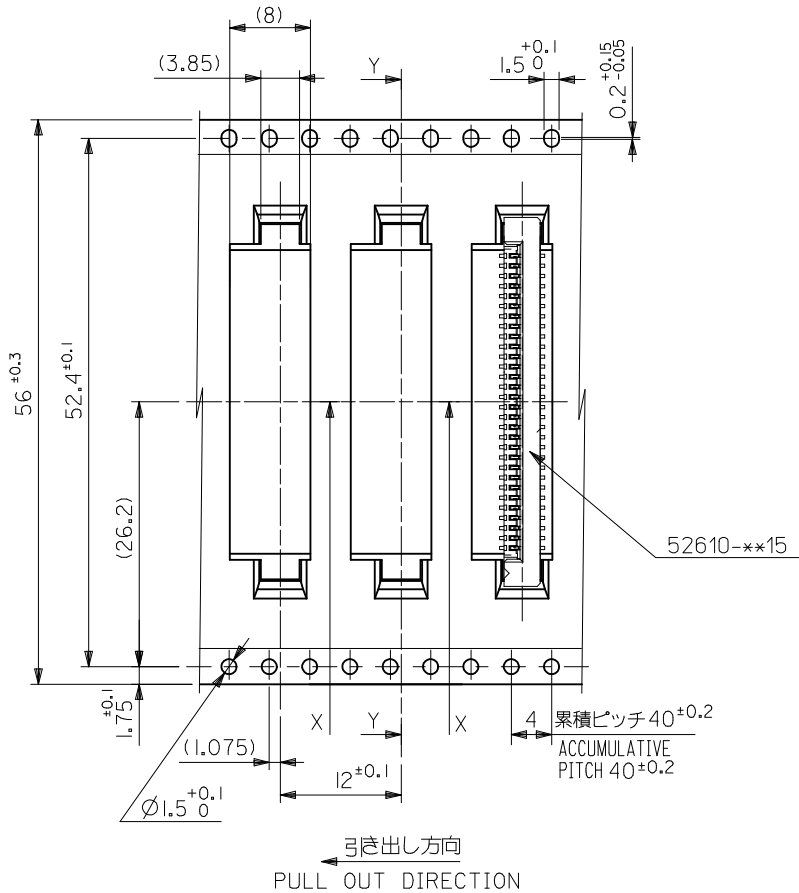
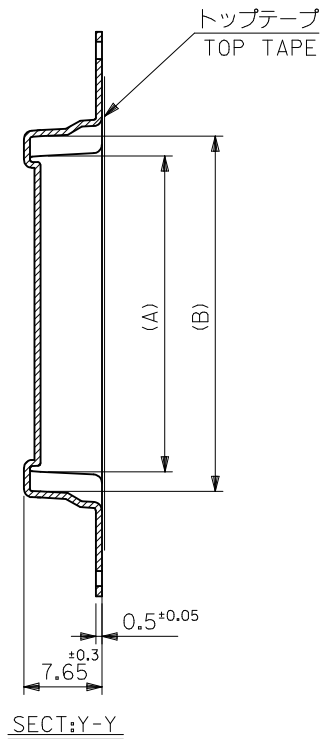
32	37.4	33.4	20.25	16.32	52610-1572	15	
			19.25	15.32	52610-1472	14	
			18.25	14.32	52610-1372	13	
			17.25	13.32	52610-1272	12	
			16.25	12.32	52610-1172	11	
キャリアテープ幅 CARRIER TAPE WIDTH		D	C	(B)	(A)	MATERIAL NO.	極数 CKT.

REVISED EC NO: J2009-2061 DRWN:TKON 2009/05/20 CHKD:HMATSUMOTO 2009/05/21 APPR:NUKITA 2009/05/21	GENERAL TOLERANCES (UNLESS SPECIFIED)		DIMENSION STYLE MM ONLY		SCALE ---	DESIGN UNITS METRIC	THIRD ANGLE PROJECTION
	10 UNDER	±0.2	DRAWN BY M. NABEI	DATE '05/07/21	TITLE 1.0 FPC CONN SMT ZIF EMBSTP PKG -LEAD FREE-		
	10 OVER 30 UNDER	±0.25	CHECKED BY K. TOYODA	DATE '05/07/21	MOLEX INCORPORATED		
	30 OVER	±0.3	APPROVED BY N. UKITA	DATE '05/07/21	DOCUMENT NO. SD-52610-037		
	ANGULAR ±3 °		MATERIAL NO. SEE TABLE		SHEET NO. 3 OF 5		
DRAFT WHERE APPLICABLE MUST REMAIN WITHIN DIMENSIONS		THIS DRAWING CONTAINS INFORMATION THAT IS PROPRIETARY TO MOLEX INCORPORATED AND SHOULD NOT BE USED WITHOUT WRITTEN PERMISSION					



44	49.4	45.4	31.25	27.32	52610-2672	26		
			30.25	26.32	52610-2572	25		
			29.25	25.32	52610-2472	24		
			27.25	23.32	52610-2272	22		
			25.25	21.32	52610-2072	20		
			23.25	19.32	52610-1872	18		
			22.25	18.32	52610-1772	17		
			21.25	17.32	52610-1672	16		
52610-***72		キャリアテープ幅 CARRIER TAPE WIDTH	D	C	(B)	(A)	MATERIAL. NO.	種数 CKT.

REVISED EC NO: J2009-2061 DRWN:TKON 2009/05/20 CHKD:HMATSUMOTO 2009/05/21 APPR:NUKITA 2009/05/21	DESCRIPTION REV	GENERAL TOLERANCES (UNLESS SPECIFIED)		DIMENSION STYLE MM ONLY		SCALE ---	DESIGN UNITS METRIC	THIRD ANGLE PROJECTION		
		10 UNDER	±0.2	DRAWN BY M. NABEI	DATE '05/07/21	TITLE 1.0 FPC CONN SMT ZIF EMBOSTP PKG -LEAD FREE-				
		10 OVER 30 UNDER	±0.25	CHECKED BY K. TOYODA	DATE '05/07/21	MOLEX INCORPORATED				
		30 OVER	±0.3	APPROVED BY N. UKITA	DATE '05/07/21	MATERIAL NO. SEE TABLE		DOCUMENT NO. SD-52610-037	SHEET NO. 4 OF 5	
		ANGULAR ±3 °		SIZE A3		THIS DRAWING CONTAINS INFORMATION THAT IS PROPRIETARY TO MOLEX INCORPORATED AND SHOULD NOT BE USED WITHOUT WRITTEN PERMISSION				
		DRAFT WHERE APPLICABLE MUST REMAIN WITHIN DIMENSIONS								



52610-**72	56	61.4	57.4	35.25	31.32	52610-3072	30
MODEL NO.	キャリアテープ幅 CARRIER TAPE WIDTH	D	C	(B)	(A)	MATERIAL. NO.	極数 CKT.

REVISED EC NO: J2009-2061 DRWN:TKON 2009/05/20 CHKD:HMATSUMOTO 2009/05/21 APPR:NUKITA 2009/05/21	GENERAL TOLERANCES (UNLESS SPECIFIED)		DIMENSION STYLE MM ONLY		SCALE ---	DESIGN UNITS METRIC	THIRD ANGLE PROJECTION
	10 UNDER	± 0.2	DRAWN BY M. NABEI	DATE '05/07/21	TITLE 1.0 FPC CONN SMT ZIF EMBSTP PKG -LEAD FREE-		
	10 OVER 30 UNDER	± 0.25	CHECKED BY K. TOYODA	DATE '05/07/21	MOLEX INCORPORATED		
	30 OVER	± 0.3	APPROVED BY N. UKITA	DATE '05/07/21	MATERIAL NO. SEE TABLE	DOCUMENT NO. SD-52610-037	SHEET NO. 5 OF 5
	ANGULAR $\pm 3^\circ$	THIS DRAWING CONTAINS INFORMATION THAT IS PROPRIETARY TO MOLEX INCORPORATED AND SHOULD NOT BE USED WITHOUT WRITTEN PERMISSION					
	DRAFT WHERE APPLICABLE MUST REMAIN WITHIN DIMENSIONS						