

**PLEASE CHECK WWW.MOLEX.COM FOR LATEST PART INFORMATION**

**Part Number:** [0022438104](#)  
**Status:** **Active**  
**Description:** 2.50mm (.098") Pitch SPOX™ Header, Shrouded, In-line Footprint, 10 Circuits, Yellow

**Documents:**

[3D Model](#) [Product Specification PS-42219-0001 \(PDF\)](#)  
[Drawing \(PDF\)](#) [RoHS Certificate of Compliance \(PDF\)](#)

**Agency Certification**

CSA LR19980  
 UL E29179

**General**

Product Family PCB Headers  
 Series [42267](#)  
 Application Wire-to-Board  
 Product Name SPOX™

**Physical**

Breakaway No  
 Circuits (Loaded) 10  
 Circuits (maximum) 10  
 Durability (mating cycles max) 25  
 Flammability 94V-0  
 Glow-Wire Compliant No  
 Lock to Mating Part None  
 Material - Plating Mating Tin  
 Number of Rows 1  
 Orientation Vertical  
 PC Tail Length (in) 0.130 In  
 PC Tail Length (mm) 3.30 mm  
 PCB Locator No  
 PCB Retention Yes  
 PCB Thickness Recommended (in) 0.062 In  
 PCB Thickness Recommended (mm) 1.60 mm  
 Packaging Type Bag  
 Pitch - Mating Interface (in) 0.098 In  
 Pitch - Mating Interface (mm) 2.50 mm  
 Polarized to Mating Part Yes  
 Polarized to PCB No  
 Shrouded Partial  
 Stackable No  
 Temperature Range - Operating 0°C to +75°C  
 Termination Interface: Style Through Hole

**Electrical**

Current - Maximum per Contact 3A  
 Voltage - Maximum 250V

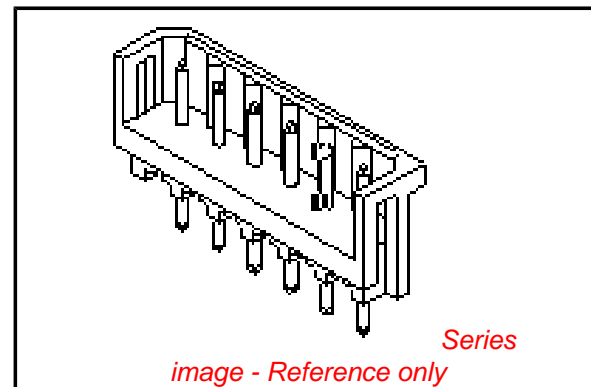
**Solder Process Data**

Lead-free Process Capability Wave Capable (TH only)  
 Process Temperature max. C 230

**Material Info**

**Reference - Drawing Numbers**

Application Specification AS-42249-001



**EU RoHS**

**China RoHS**

**Compliance Status**

**Not Reviewed**

**REACH SVHC**

Not Reviewed

**Halogen-Free**

**Status**

**Not Reviewed**

**Need more information on product environmental compliance?**

Email [productcompliance@molex.com](mailto:productcompliance@molex.com)  
 For a multiple part number RoHS Certificate of Compliance, [click here](#)

Please visit the [Contact Us](#) section for any non-product compliance questions.

**Search Parts in this Series**

[42267Series](#)

**Mates With**

[42219](#)

This document was generated on 06/08/2010

**PLEASE CHECK [WWW.MOLEX.COM](http://WWW.MOLEX.COM) FOR LATEST PART INFORMATION**

6

5

4

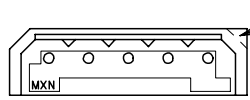
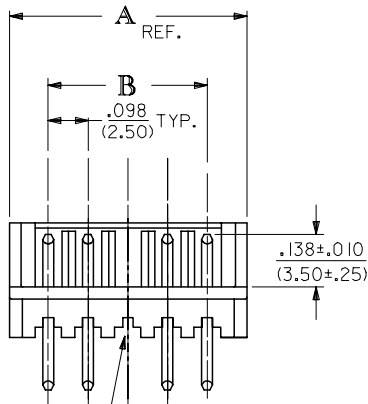
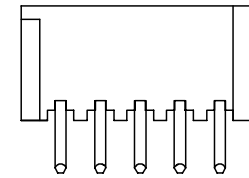
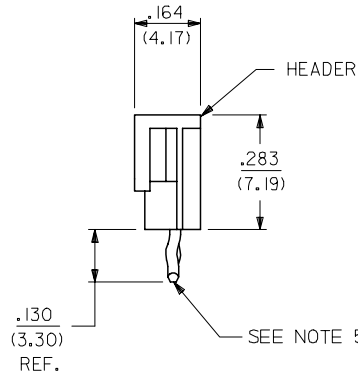
3

2

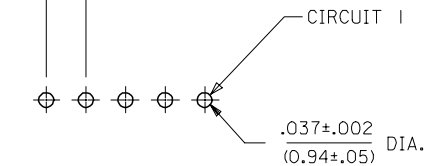
1

## NOTES:

- MATERIAL : HEADER: POLYESTER, GLASS FILLED,  
PIN : BRASS
- FINISH:  
100 MICROINCHES (2.54 MICROMETERS) MIN. TIN OVER  
50 MICROINCHES (1.27 MICROMETERS) MIN. NICKEL UNDERPLATE.
- PARTS CONFORM TO PRODUCT SPECIFICATION PS-42219-0001.
- PACKAGING: SEE LEGEND.
- KINK DIRECTION:  
2 THROUGH 7 CKTS: ADJACENT PINS KINKED IN  
OPPOSING DIRECTIONS.  
8 THROUGH 15 CKTS: TWO END PINS ON EACH END  
KINKED IN THE SAME DIRECTION.  
CENTER PINS WITHOUT KINKS.
- PARTS CONFORM TO CLASS 'B' REQUIREMENTS OF COSMETIC  
SPEC PS-45499-002.

CIRCUIT NO. 1  
IDENTIFIERVOIDED CKT  
SEE CHART FOR LOCATION

NO. OF CKTS.	KINK LOCATION	DIM. A	DIM. B
2	1,2	.292 / (7.42)	.098 / (2.50)
3	1,2,3	.391 / (9.92)	.197 / (5.00)
4	1,2,3,4	.489 / (12.42)	.295 / (7.50)
5	1,2,3,4,5	.587 / (14.92)	.394 / (10.00)
6	1,2,3,4,5,6	.685 / (17.40)	.492 / (12.50)
7	1,2,3,4,5,6,7	.783 / (19.90)	.591 / (15.00)
8	1,2,7,8	.882 / (22.40)	.689 / (17.50)
9	1,2,8,9	.980 / (24.90)	.787 / (20.00)
10	1,2,9,10	1.079 / (27.40)	.886 / (22.50)
11	1,2,10,11	1.177 / (29.90)	.984 / (25.00)
12	1,2,11,12	1.276 / (32.40)	1.083 / (27.50)
13	1,2,12,13	1.374 / (34.90)	1.181 / (30.00)
14	1,2,13,14	1.472 / (37.40)	1.280 / (32.50)
15	1,2,14,15	1.571 / (39.90)	1.378 / (35.00)

.098±.002  
(2.50±.05) TYP.PCB HOLE LAYOUT: COMPONENT SIDE  
RECOMMENDED PCB THICKNESS: .062 / (1.57)

ADD NOTE 6	EC NO: UCP2007-2798	2007/05/02
	DRWN:MKIPPER	2007/05/04
	CHKD:AELHAG	2007/05/04
	APPR:FSMITH	2007/05/23
REV	DESCRIPTION	
Q2		

QUALITY  
SYMBOLSGENERAL TOLERANCES  
(UNLESS SPECIFIED)

	mm	INCH
4 PLACES	± ---	± ---
3 PLACES	± ---	± .010
2 PLACES	± 0.25	± .014
1 PLACE	± 0.36	± ---

ANGULAR ±1/2°

DRAFT WHERE APPLICABLE  
MUST REMAIN  
WITHIN DIMENSIONS

A-42267-N\*-\*-\*

NO OF CKTS ↑↑↑  
HOUSING NO. ↑↑↑

VOID LOCATION ↑↑↑  
PACKAGING METHOD ↑↑↑  
BLANK=STD BULK PACK  
A=PER PK-40873-0069

DIMENSION STYLE  
IN/MM

DRAWN BY	DATE
GUZIK	01/17/89
CHECKED BY	DATE
EDGLE	01/17/89
APPROVED BY	DATE
LENZ	01/17/89

MATERIAL NO.  
SEE CHARTSIZE  
ATHIS DRAWING CONTAINS INFORMATION THAT IS PROPRIETARY TO MOLEX  
INCORPORATED AND SHOULD NOT BE USED WITHOUT WRITTEN PERMISSIONSCALE  
---DESIGN UNITS  
METRICTHIRD ANGLE  
PROJECTIONTITLE  
2.5 MM HEADER ASSEMBLY

MOLEX MOLEX INCORPORATED

DOCUMENT NO.

SDA-42267-\*

SHEET NO.

1 OF 4

5

4

3

2

1

A-42267-NA-*				A-42267-NB-*				A-42267-NC-*			
OPTIONS	HOUSING	42249-N		OPTIONS	HOUSING	42249-NA		OPTIONS	HOUSING	42249-NB	
	COLOR	NATURAL			COLOR	BLUE			COLOR	BROWN	
	PIN NO	45613-0006			PIN NO	45613-0006			PIN NO	45613-0006	
	PLATING	154			PLATING	154			PLATING	154	
Ckt	Material No	Engineering No	Void Ckts	Ckt	Material No	Engineering No	Void Ckts	Ckt	Material No	Engineering No	Void Ckts
2	22-43-8020	A-42267-2A		2	22-43-8023	A-42267-2B		2	50-34-8534	A-42267-2C	
3	22-43-8030	A-42267-3A		3	22-43-8033	A-42267-3B		3		A-42267-3C	
4	22-43-8040	A-42267-4A		4		A-42267-4B		4		A-42267-4C	
5	22-43-8050	A-42267-5A		5		A-42267-5B		5		A-42267-5C	
6	22-43-8060	A-42267-6A		6	22-43-8063	A-42267-6B		6		A-42267-6C	
7	22-43-8070	A-42267-7A		7		A-42267-7B		7		A-42267-7C	
8	22-43-8080	A-42267-8A		8		A-42267-8B		8		A-42267-8C	
9	22-43-8090	A-42267-9A		9		A-42267-9B		9		A-42267-9C	
10	22-43-8100	A-42267-10A		10	22-43-8103	A-42267-10B		10		A-42267-10C	
11	22-43-8110	A-42267-11A		11		A-42267-11B		11		A-42267-11C	
12	22-43-8120	A-42267-12A		12		A-42267-12B		12		A-42267-12C	
13	22-43-8130	A-42267-13A		13		A-42267-13B		13		A-42267-13C	
14	22-43-8140	A-42267-14A		14		A-42267-14B		14		A-42267-14C	
15	22-43-8150	A-42267-15A		15		A-42267-15B		15		A-42267-15C	
		A-42267-10A-6	6								
		A-42267-15A-3	3								
		A-42267-7A-2	2								
	22-44-8030	A-42267-3A-2	2								

REV: <b>Q1</b>	ECR/ECN INFORMATION: EC NO: UCP2007-1449 DATE: 12/19/2006	TITLE: <b>2.5 MM HEADER ASSEMBLY</b>	SHEET No. <b>- 2 -</b>
DOCUMENT NUMBER: <b>SDA-42267-*</b>		CREATED / REVISED BY: <b>ELHAG</b>	CHECKED BY: <b>LSCHMIDT</b>
		APPROVED BY: <b>FSMITH</b>	

A-42267-ND-*				A-42267-NE-*				A-42267-NF-*				
OPTIONS	HOUSING	42249-NR		OPTIONS	HOUSING	42249-NC		OPTIONS	HOUSING	42249-ND		
	COLOR	RED			COLOR	ORANGE			COLOR	YELLOW		
	PIN NO	45613-0006			PIN NO	45613-0006			PIN NO	45613-0006		
	PLATING	154			PLATING	154			PLATING	154		
Ckt	Material No	Engineering No	Void Ckts	Ckt	Material No	Engineering No	Void Ckts	Ckt	Material No	Engineering No	Void Ckts	
2	22-43-8021	A-42267-2D		2	22-43-8025	A-42267-2E		2	22-43-8024	A-42267-2F		
3	22-43-8031	A-42267-3D		3	22-43-8035	A-42267-3E		3	22-43-8034	A-42267-3F		
4	22-43-8041	A-42267-4D		4	22-43-8045	A-42267-4E		4	22-43-8044	A-42267-4F		
5	22-43-8051	A-42267-5D		5	22-43-8055	A-42267-5E		5	22-43-8054	A-42267-5F		
6	22-43-8061	A-42267-6D		6	22-43-8065	A-42267-6E		6	22-43-8064	A-42267-6F		
7	22-43-8071	A-42267-7D		7	22-43-8075	A-42267-7E		7		A-42267-7F		
8	22-43-8081	A-42267-8D		8	22-43-8085	A-42267-8E		8		A-42267-8F		
9	22-43-8091	A-42267-9D		9	22-43-8095	A-42267-9E		9		A-42267-9F		
10	22-43-8101	A-42267-10D		10	22-43-8105	A-42267-10E		10	22-43-8104	A-42267-10F		
11	22-43-8111	A-42267-11D		11	22-43-8115	A-42267-11E		11		A-42267-11F		
12	22-43-8121	A-42267-12D		12	22-43-8125	A-42267-12E		12		A-42267-12F		
13	22-43-8131	A-42267-13D		13	22-43-8135	A-42267-13E		13		A-42267-13F		
14	22-43-8141	A-42267-14D		14	22-43-8145	A-42267-14E		14		A-42267-14F		
15	22-43-8151	A-42267-15D		15	22-43-8155	A-42267-15E		15		A-42267-15F		
REV: <b>Q1</b>	ECR/ECN INFORMATION: EC NO: UCP2007-1449 DATE: 12/19/2006			TITLE: <b>2.5 MM HEADER ASSEMBLY</b>							SHEET No. <b>- 3 -</b>	
DOCUMENT NUMBER: <b>SDA-42267-*</b>				CREATED / REVISED BY: <b>ELHAG</b>			CHECKED BY: <b>LSCHMIDT</b>		APPROVED BY: <b>FSMITH</b>			

