

Coaxial Power Splitter/Combiner

ZN2PD-1900W+ ZN2PD-1900W

2 Way-0° 50Ω 1500 to 2000 MHz



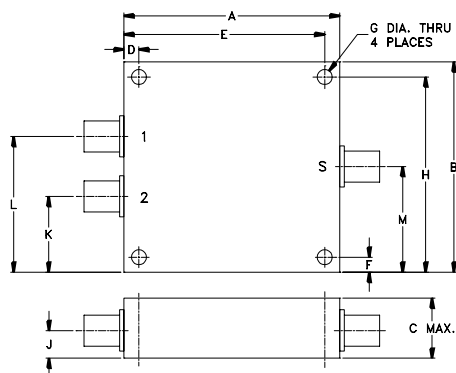
Maximum Ratings

Operating Temperature	-55°C to 100°C
Storage Temperature	-55°C to 100°C
Power Input (as a splitter)	10W max.
Internal Dissipation	0.125W max.

Coaxial Connections

SUPPORT	S
PORT 1	1
PORT 2	2

Outline Drawing



Outline Dimensions (inch/mm)

A	B	C	D	E	F	G			
1.80	1.75	.66	.125	1.675	.125	.125			
45.72	44.45	16.76	3.18	42.55	3.18	3.18			
H	J	K	L	M			wt		
1.625	.31	.63	1.13	.88			grams		
41.28	7.87	16.00	28.70	22.35			34		

Features

- low insertion loss, 0.2 dB typ.
- good isolation, 24 dB typ.
- up to 10W power input as a splitter
- excellent amplitude unbalance, 0.1 dB typ.
- excellent phase unbalance, 0.2 deg. typ.
- excellent VSWR, 1.1:1 typ.
- rugged shielded case

Applications

- PCS/DCS
- GPS
- communications systems
- instrumentations

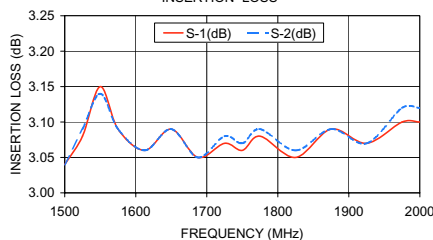
Electrical Specifications

FREQ. RANGE (MHz)	ISOLATION (dB)		INSERTION LOSS (dB) ABOVE 3.0 dB		PHASE UNBALANCE (Degrees)	AMPLITUDE UNBALANCE (dB)	VSWR (:1)			
	Typ.	Min.	Typ.	Max.			S	OUT		
$f_c - f_u$					Max.	Max.	Typ.	Max.	Typ.	Max.
1500-2000	24	15	0.2	0.5	3	0.3	1.20	1.50	1.04	1.20

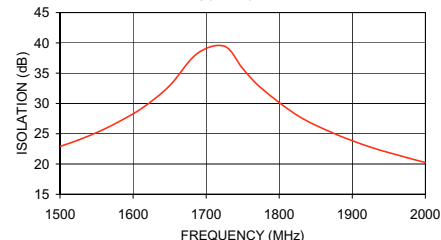
Typical Performance Data

Frequency (MHz)	Insertion Loss (dB)		Amplitude Unbalance (dB)	Isolation (dB)	Phase Unbalance (deg.)	VSWR S	VSWR 1	VSWR 2
	S-1	S-2						
1500.00	3.04	3.04	0.00	22.90	0.09	1.13	1.12	1.12
1525.00	3.08	3.09	0.00	23.96	0.16	1.11	1.12	1.12
1550.00	3.15	3.14	0.01	25.18	0.13	1.09	1.12	1.12
1575.00	3.09	3.09	0.00	26.64	0.09	1.08	1.12	1.12
1612.50	3.06	3.06	0.00	29.24	0.16	1.05	1.11	1.12
1650.00	3.09	3.09	0.00	32.93	0.11	1.03	1.11	1.12
1687.50	3.05	3.05	0.01	38.23	0.18	1.00	1.11	1.12
1725.00	3.07	3.08	0.01	39.45	0.12	1.02	1.11	1.12
1750.00	3.06	3.07	0.01	35.77	0.13	1.04	1.11	1.12
1775.00	3.08	3.09	0.00	32.58	0.18	1.06	1.11	1.12
1825.00	3.05	3.06	0.01	28.01	0.11	1.09	1.12	1.13
1875.00	3.09	3.09	0.00	25.05	0.22	1.13	1.12	1.13
1925.00	3.07	3.07	0.00	22.78	0.23	1.17	1.13	1.14
1975.00	3.10	3.12	0.02	21.05	0.23	1.20	1.15	1.16
2000.00	3.10	3.12	0.02	20.25	0.19	1.23	1.16	1.16

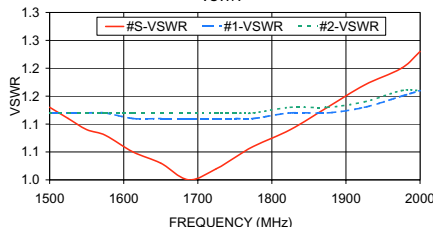
ZN2PD-1900W
INSERTION LOSS



ZN2PD-1900W
ISOLATION



ZN2PD-1900W
VSWR



electrical schematic



Mini-Circuits®
ISO 9001 ISO 14001 CERTIFIED

ALL NEW
minicircuits.com

P.O. Box 350166, Brooklyn, New York 11235-0003 (718) 934-4500 Fax (718) 332-4661 For detailed performance specs & shopping online see Mini-Circuits web site



The Design Engineers Search Engine Provides ACTUAL Data Instantly From MINI-CIRCUITS At: www.minicircuits.com

RF/IF MICROWAVE COMPONENTS

REV. A
M106921
ZN2PD-1900W
HY/TD/CP/AM
080610