

Silicon PNP Power Transistors

2SA1516

DESCRIPTION

- With TO-3P(I) package
- Complement to type 2SC3907
- High collector voltage

APPLICATIONS

- Power amplifier applications
- Recommend for 80W high fidelity audio frequency amplifier output stage

PINNING

PIN	DESCRIPTION
1	Emitter
2	Collector;connected to mounting base
3	Base

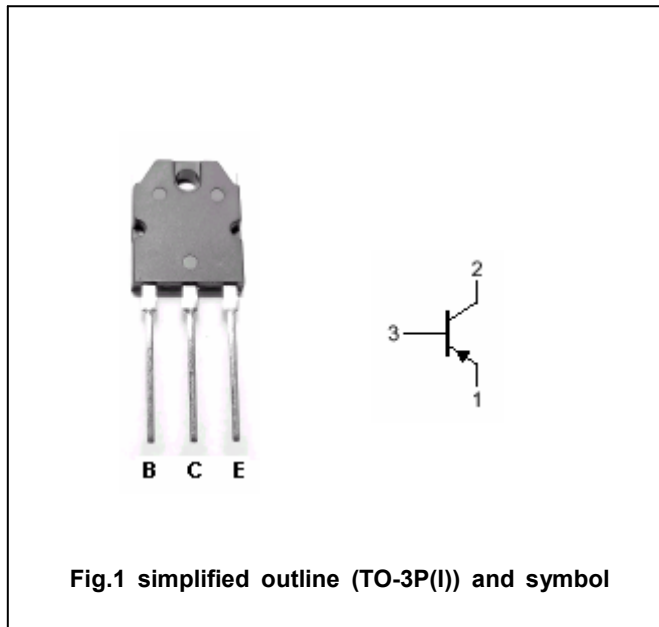


Fig.1 simplified outline (TO-3P(I)) and symbol

Absolute maximum ratings (Ta=25°C)

SYMBOL	PARAMETER	CONDITIONS	VALUE	UNIT
V_{CBO}	Collector-base voltage	Open emitter	-180	V
V_{CEO}	Collector-emitter voltage	Open base	-180	V
V_{EBO}	Emitter-base voltage	Open collector	-5	V
I_C	Collector current		-12	A
I_B	Base current		-1.2	A
P_C	Collector power dissipation	$T_C=25^\circ C$	130	W
T_j	Junction temperature		150	°C
T_{stg}	Storage temperature		-55~150	°C

Silicon PNP Power Transistors

2SA1516

CHARACTERISTICS

T_j=25 °C unless otherwise specified

SYMBOL	PARAMETER	CONDITIONS	MIN	TYP.	MAX	UNIT
V _{(BR)CEO}	Collector-emitter breakdown voltage	I _C =-50mA; I _B =0	-180			V
V _{CEsat}	Collector-emitter saturation voltage	I _C =-8 A; I _B =-0.8 A			-3.0	V
V _{BE}	Base-emitter voltage	I _C =-7A ; V _{CE} =-5V			-1.5	V
I _{CBO}	Collector cut-off current	V _{CB} =-180V; I _E =0			-5	μA
I _{EBO}	Emitter cut-off current	V _{EB} =-5V; I _C =0			-5	μA
h _{FE-1}	DC current gain	I _C =-1A ; V _{CE} =-5V	55		180	
h _{FE-2}	DC current gain	I _C =-7A ; V _{CE} =-5V	35			
f _T	Transition frequency	I _C =-1A ; V _{CE} =-5V		25		MHz
C _{OB}	Output capacitance	I _E =0; V _{CB} =-10V; f=1MHz		470		pF

◆ h_{FE-1} classifications

R	O
55-110	90-180

Silicon PNP Power Transistors

2SA1516

PACKAGE OUTLINE

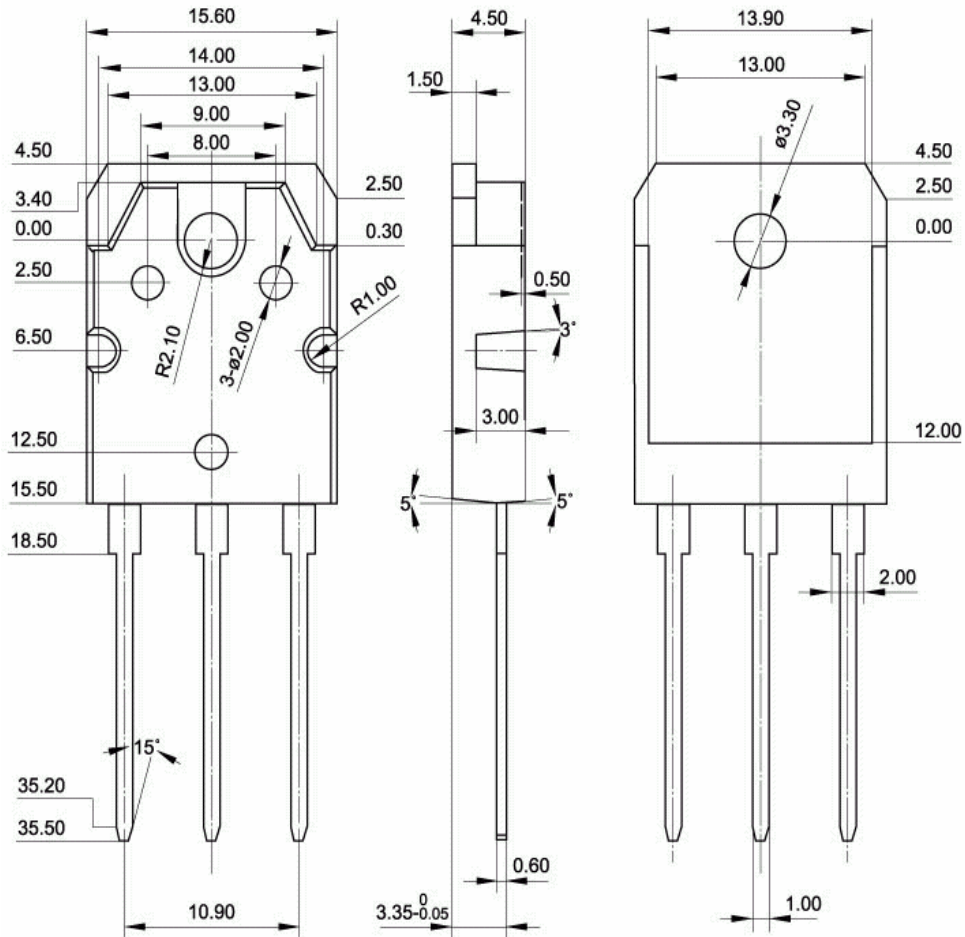


Fig.2 Outline dimensions

Silicon PNP Power Transistors

2SA1516

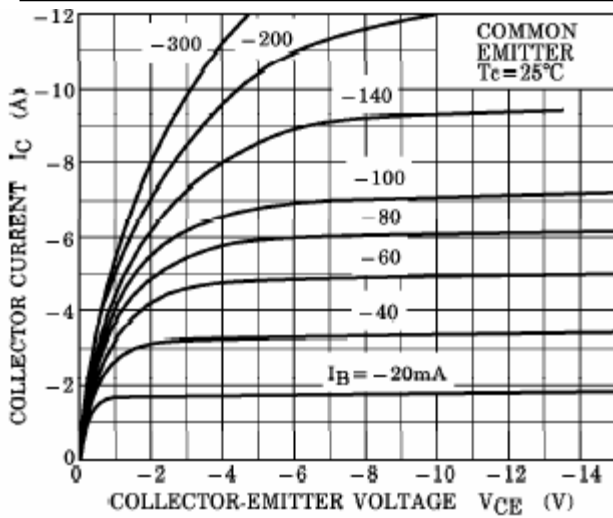


Fig.3 Static Characteristic

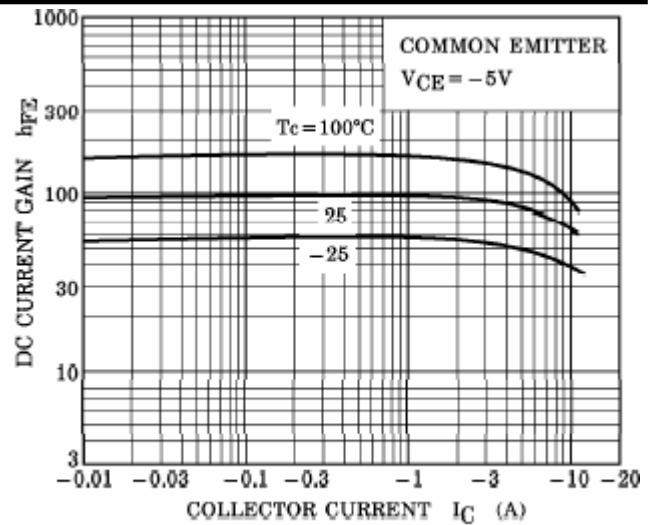


Fig.4 DC current Gain

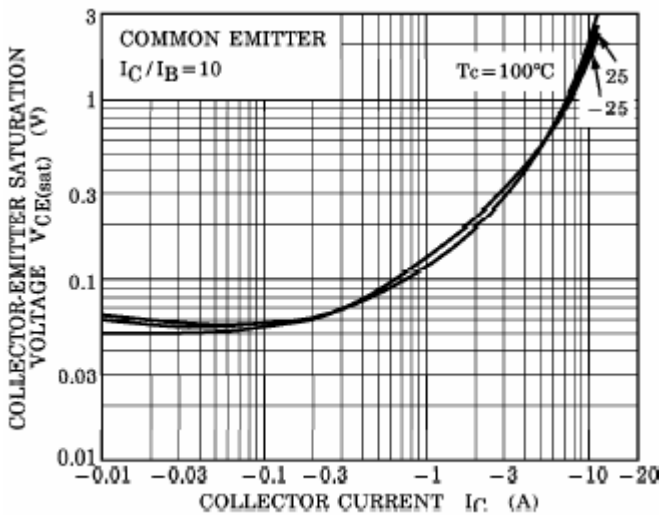


Fig.5 Collector-Emitter Saturation Voltage

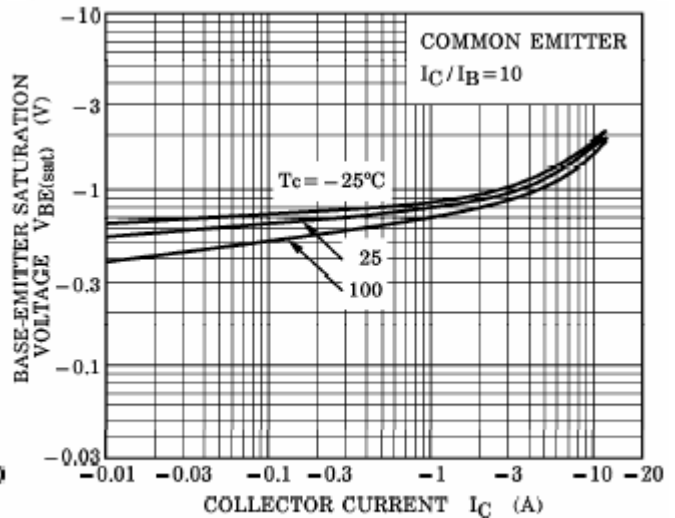


Fig.6 Base-Emitter Saturation Voltage

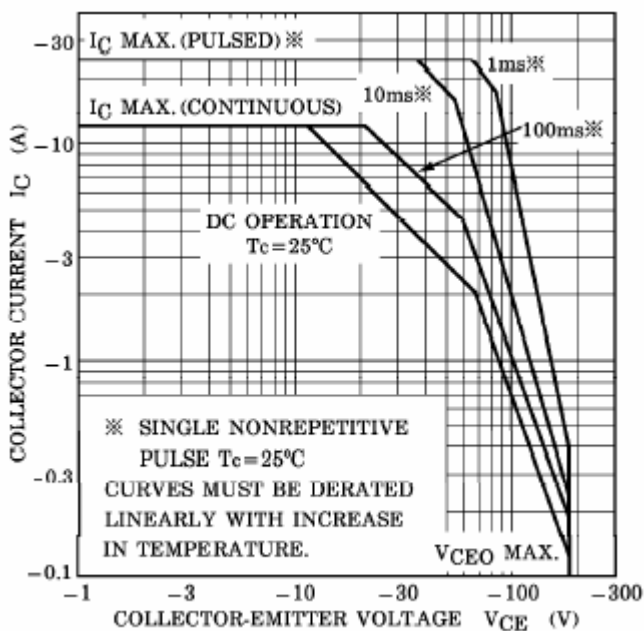


Fig.7 Safe Operating Area