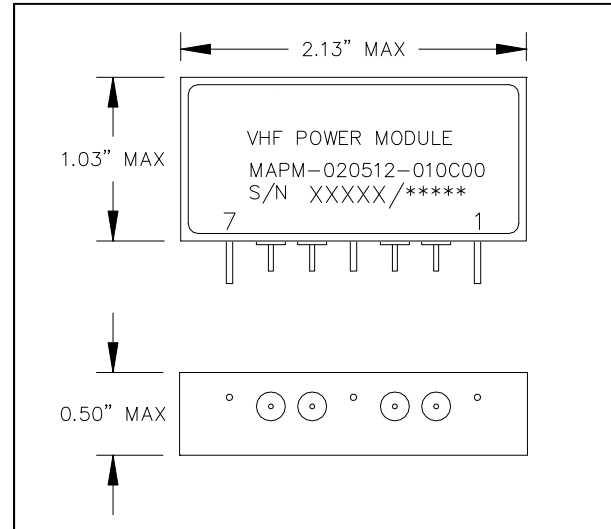


## Features

- Broadband operation 20 - 512 MHz
- Output power: 10W CW
- Power gain:  $\geq 25$ dB
- Built - in gain control
- AM Modulation capable
- Rugged construction for extreme environments
- Suitable for most commercial and industrial applications



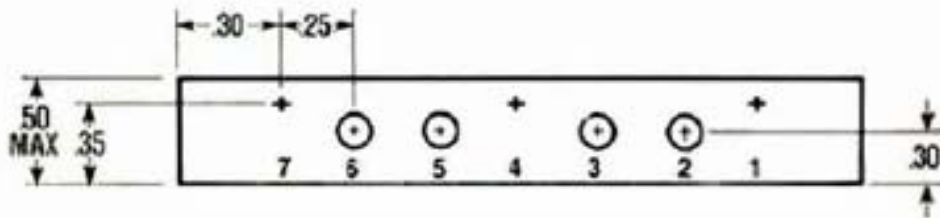
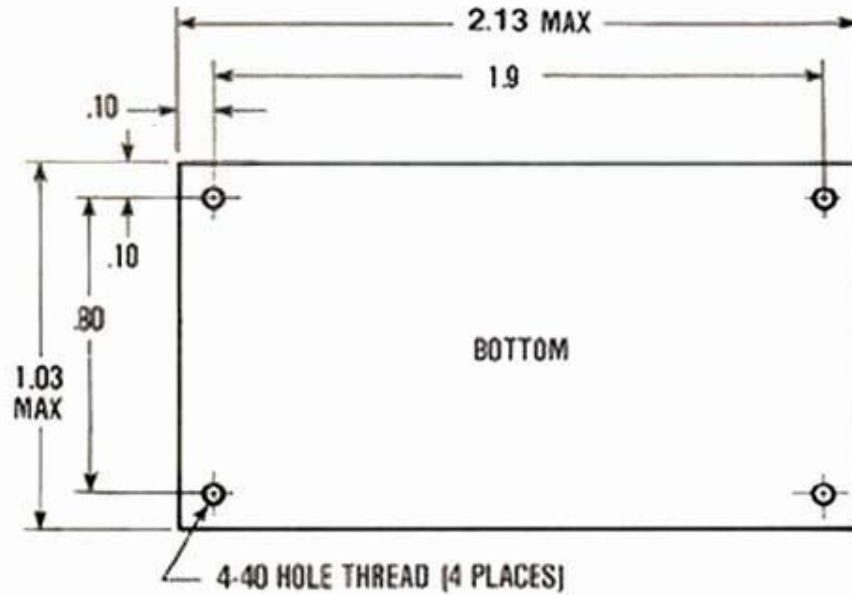
## Absolute Maximum Ratings

Parameter	Rating	Units
Supply Voltage	30	V
Input Power	20	dBm
Output Power	20	W
Bias Current	1.0	A
Operating Case Temperature	-40 - 100	°C
Storage Temperature	-50 - 100	°C

## Electrical Specifications: $T_c = 25 \pm 5$ °C

Parameter	Test Conditions	Min	Typ	Max	Units
Output Power (CW)	$V_D = 27$ V, $V_{ALC} = 7.0$ V	-	10	-	W
Power Gain	$V_D = 27$ V, $V_{ALC} = 7.0$ V	-	25	-	dB
Gain Control Range	$V_D = 27$ V, $V_{ALC} = 0.0 - 10.0$ V	-	60	-	dB
Gain Variation With Frequency	$V_D = 27$ V, $V_{ALC} = 7.0$ V	-	$\pm 3.0$	-	dB
Input VSWR	$V_D = 27$ V, $V_{ALC} = 7.0$ V	-	3:1	-	VSWR
Load Mismatch Tolerance	$V_D = 27$ V, $V_{ALC} = 7.0$ V, $P_{OUT} = 4$ W	-	3:1	-	VSWR
Even Harmonics	$V_D = 27$ V, $V_{ALC} = 7.0$ V, $P_{OUT} = 4$ W	-	-	-25	dBc
Odd Harmonics	$V_D = 27$ V, $V_{ALC} = 7.0$ V, $P_{OUT} = 4$ W	-	-	-15	dBc
Spurious Output	$V_D = 27$ V, $V_{ALC} = 7.0$ V, $P_{OUT} = 4$ W	-	-	-80	dBc

## Outline Drawing



## Nickel Plated Aluminum Housing

PIN	FUNCTION
1, 4, 7	GROUND
2	RF INPUT
3	GAIN CONTROL, 0 to +10V
5	VDC INPUT, 28V NOM.
6	RF OUTPUT