

PMC-1001S

Standard Reed Switch for automated assembly

Features

- small size
- minimum height above PCB
- suitable for automated assembly
- Tape & Reel packaging

Applications

- cellular phones
- portable PC
- automotive applications
- electro medical devices
- industrial equipment
- ultra miniature sensors
- speedometers
- position detection


Description

Subminiature size, more than 1 billion reliable operations at dry or low level circuits, no supply voltage and zero power consumption makes the PMC-1001S the ideal switching component for all battery powered devices such as flip-phones, notebooks etc.

It comes in standard T&R packaging for fully automated assembly. This and its most favourable pricing structure provides the perfect economical alternative to Hall IC-switches.

Absolute maximum ratings

Parameter	Symbol	Value	Unit
Contact rating	P _s	10	W
		10	VA
Switching current	I _s	700	mA
Carry current	I _c	1000	mA
Switching voltage	U _s	180	VDC
		130	VAC
Breakdown voltage	U _{bd}	200	VDC
Shock (1/2 sin 11 ms)		50	g
Vibration (50-2000 Hz)		20	g
Ambient temperature	T _{amb}	+125	°C
Soldering temperature (max. 10 sec.)	T _{sol}	+300	°C
Temperature gradient	ΔT / t	10	K / s



PMC-1001S

Standard Reed Switch for automated assembly

Electrical Characteristics

@ 25°C

Contact form (ASA)	A
Contact material	Ru

Parameter	Symbol	Value			Unit
		Min.	Typ.	Max.	
Contact rating	P _s	0		10	W
		0		10	VA
Switching voltage	V _s	0		180	VDC
		0		130	VAC
Switching current	I _s	0		700	mA
Carry current	I _c	0		1000	mA
Static contact resistance (initial)	CR _s	60	80	100	mΩ
Dynamic contact resistance	CR _{dyn}	80	100	200	mΩ
Insulation resistance	R _i	10 ⁹	10 ¹⁰		Ω
Breakdown voltage	V _{bd}	200			VDC
Operate time (incl. bounce)	T _{op}			0.5	ms
Release time	T _{rel}			0.3	ms
Capacitance	C		0.5		pF

Environmental Characteristics

@ 25°C


Parameter	Symbol	Value			Unit
		Min.	Typ.	Max.	
Shock (1/2 sin 11 ms)				50	g
Vibration (50-2000 Hz)				20	g
Storage temperature	T _{stg}	-40		+125	°C
Operating temperature	T _{op}	-40		+125	°C
Soldering temperature	T _{sol}			+300	°C
Electro magnetic compatibility	E _{max}			200	V/m
	H _{max}			10	A/m
Hermeticity				2*10 ⁻⁸	m ³ Pa s ⁻¹
Lead tensile strength		3.0			kg

Magnetical Characteristics

of unmodified switch measured in TC-010

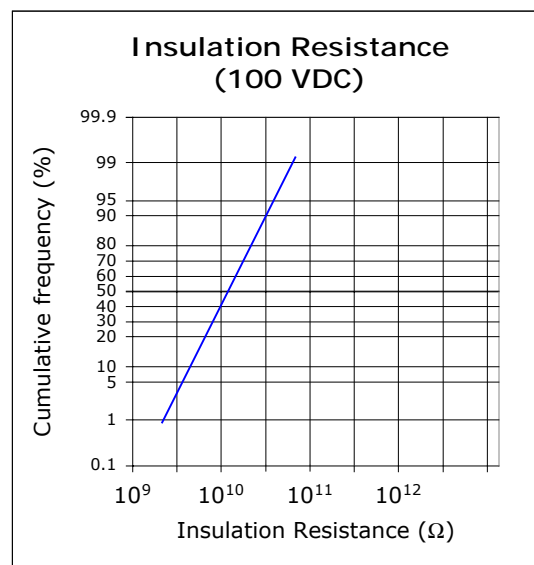
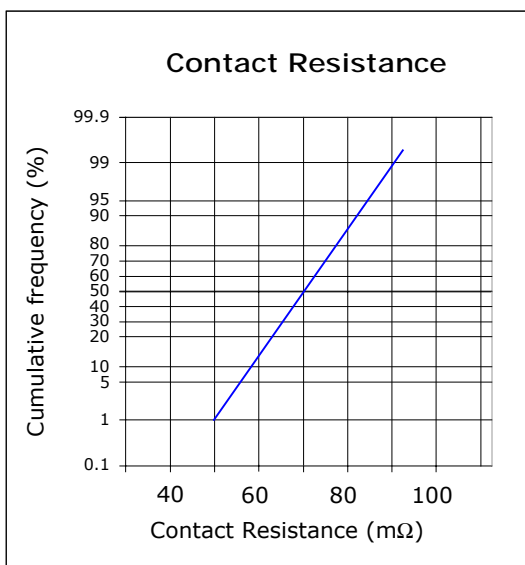
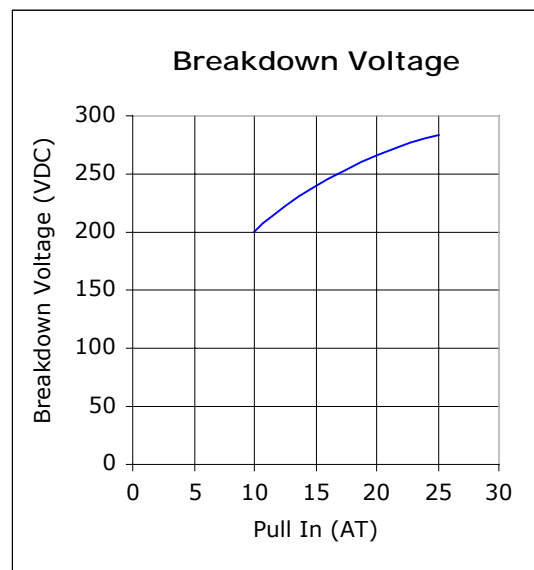
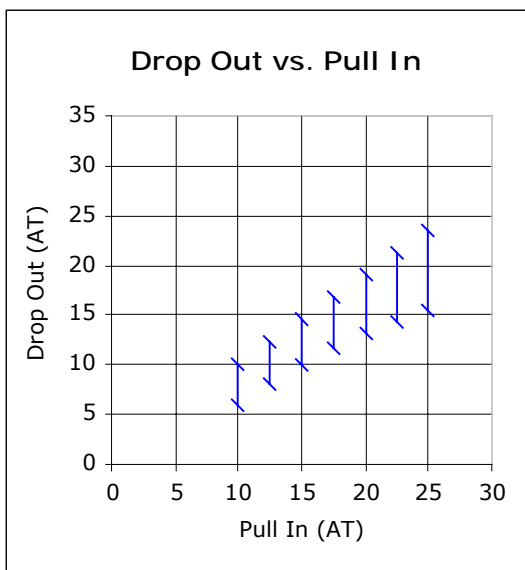
@ 25°C


Parameter	Symbol	Value			Unit
		Min.	Typ.	Max.	
Pull in range available	PI	10.0		25	AT
Drop out	DO	4.0		20	AT
Hysteresis	PI-DO		6.0		AT



PMC-1001S
Standard Reed Switch for automated assembly

Graphs

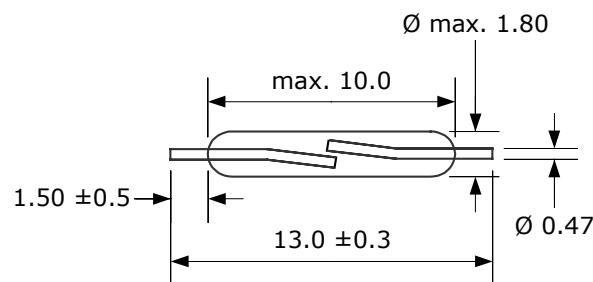




PMC-1001S
 Standard Reed Switch for automated assembly

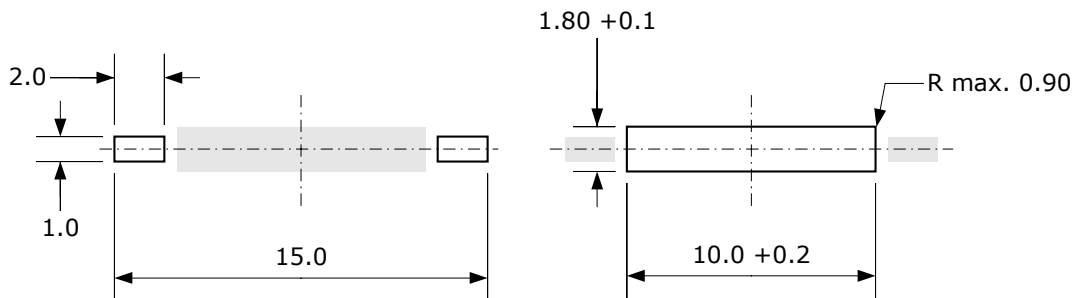
Dimensions

in mm



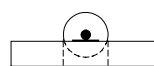

Recommended PCB layout

in mm




Pad sizes

PCB cutout



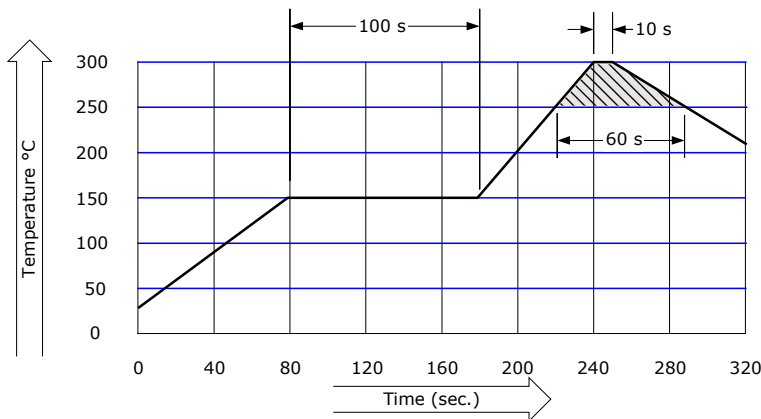
Final assembly position



PMC-1001S

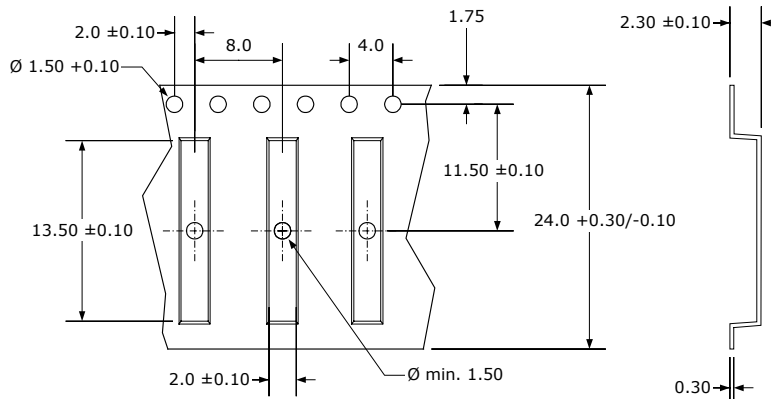
Standard Reed Switch for automated assembly

Soldering Information



Tape

in mm



Tolerance ± 0.10 unless otherwise specified

Ordering Information

Type	AT Range (measured in TC-010 original length of nom. 41.8mm)
PMC-1001S	1015 (10 to 15 AT)
	1520 (15 to 20 AT)
	2025 (20 to 25 AT)

Ordering example: PMC-1001S1520 describes PMC-1001S (15 to 20 AT).
Packing unit 3,000 pcs. per 13"-Reel.

For further details please contact us:
info@pic-gmbh.com • Phone +49 911 995906-0 • Fax +49 911 995906-99