

"High Frequency Ceramic Solutions"

850 MHz Balun

P/N 0866BL15C200

Detail Specification: 06/04/07

Page 1 of 2

General Specifications

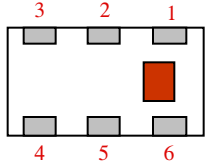
Part Number	0866BL15C200
Frequency (MHz)	800 - 900
Unbalanced Impedance	50 Ω
Balanced Impedance	200 Ω
Insertion Loss	1.2 dB max.
Return Loss	9.5 dB min.

Phase Difference	180° \pm 10
Amplitude Difference	1.0 dB max.
Operating Temperature	-40 to +85°C
Reel Quantity	4,000
Power Capacity	3 watts max.
MSL	2

P/N Suffix	Packaging Style	Bulk	Suffix = S	Eg. 0866BL15C200S
		T & R	Suffix = E	Eg. 0866BL15C200E
	Termination Style	100% Tin	Suffix = None	Eg. 0866BL15C200(E or S)
		Tin / Lead	Please consult Factory	

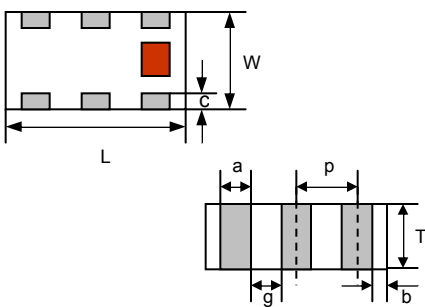
Terminal Configuration

No.	Function
1	Unbalanced Port
2	GND or DC feed+RF GND
3	NC
4	Balanced Port
5	GND
6	Balanced Port



Mechanical Dimensions

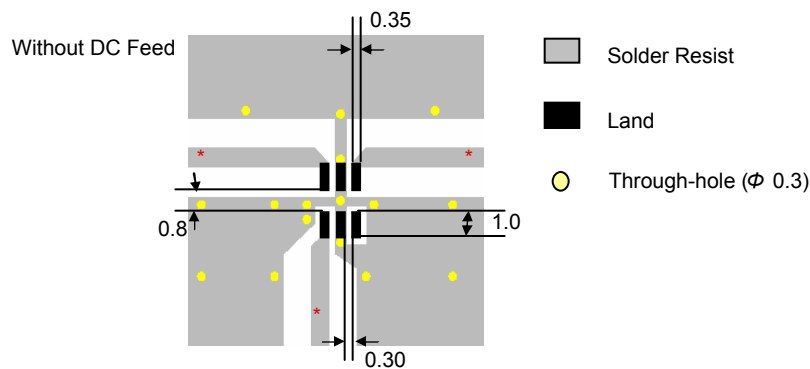
	In	mm
L	0.079 \pm 0.004	2.00 \pm 0.10
W	0.049 \pm 0.004	1.25 \pm 0.10
T	0.028 \pm 0.004	0.70 \pm 0.10
a	0.012 \pm 0.004	0.30 \pm 0.10
b	0.008 \pm 0.004	0.20 \pm 0.10
c	0.012 +.004/-0.008	0.30 +0.1/-0.2
g	0.014 \pm 0.004	0.35 \pm 0.10
p	0.026 \pm 0.002	0.65 \pm 0.05



Mounting Considerations

Mount these devices with brown mark facing up.

* Line width should be designed to match 50 Ω characteristic impedance, depending on PCB material and thickness.



Johanson Technology, Inc. reserves the right to make design changes without notice.

All sales are subject to Johanson Technology, Inc. terms and conditions.

"High Frequency Ceramic Solutions"

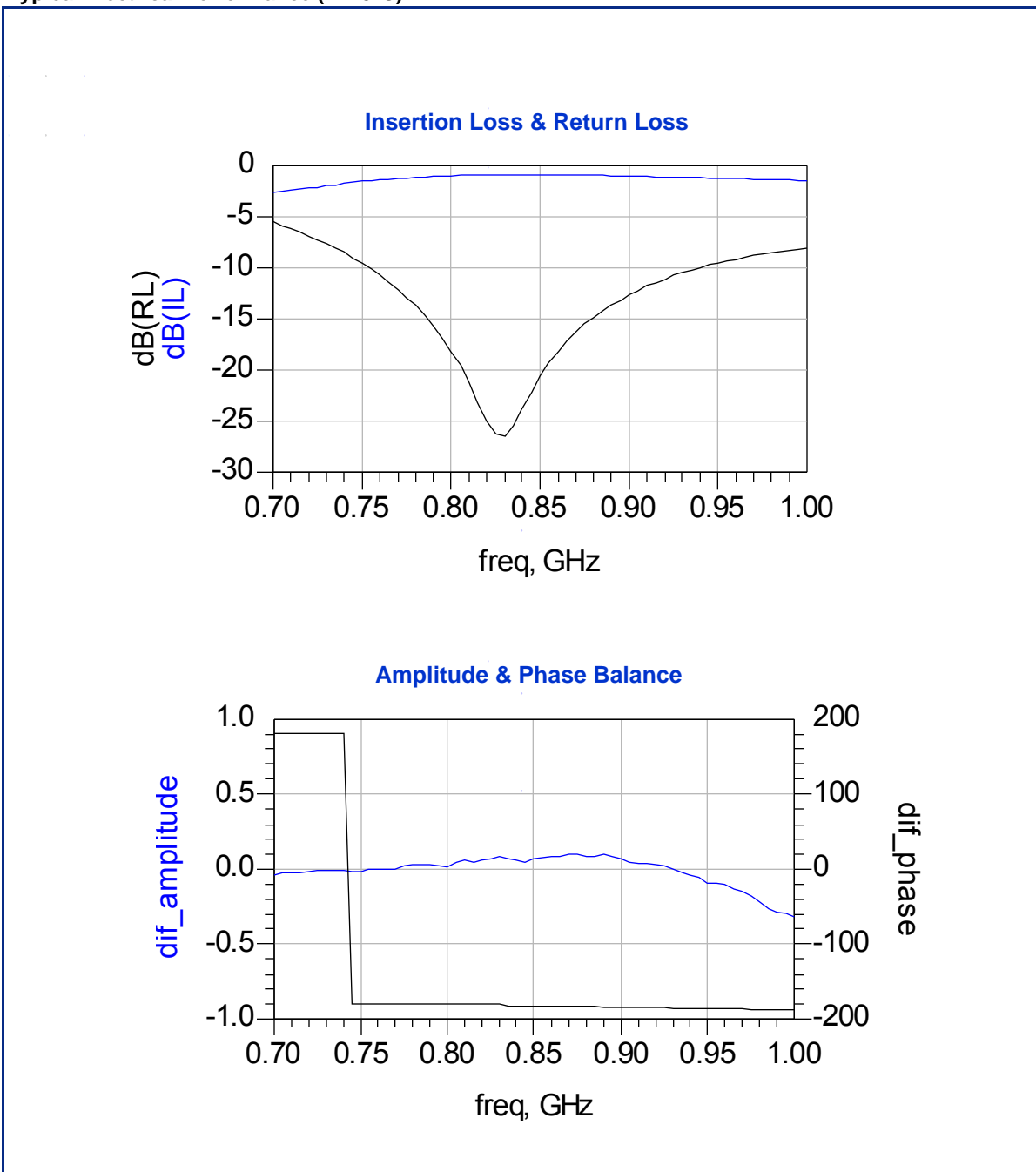
850 MHz Balun

P/N 0866BL15C200

Detail Specification: 06/04/07

Page 2 of 2

Typical Electrical Performance (T=25°C)



Johanson Technology, Inc. reserves the right to make design changes without notice.
All sales are subject to Johanson Technology, Inc. terms and conditions.



www.johansontechnology.com
4001 Calle Tecate • Camarillo, CA 93012 • TEL 805.389.1166 FAX 805.389.1821

2007 Johanson Technology, Inc. All Rights Reserved