

**NEW!**

# SMT Data Line EMI Filters – PDLF



- Available in 4, 3 and 2-line versions
- See our CCDLF series for 10 and 8-line EMI filters
- Exceptional common mode noise attenuation from 15 MHz to 300 MHz; passes signal line data below 300 MHz with minimal attenuation
- DC current capacity of 500 or 100 mA.
- Excellent electrical isolation (300 Vrms)

**Designer's Kit D303** contains four each of all values plus DLF and CCDLF filters

**Core material** Ferrite

**Terminations** RoHS compliant Tin-silver-copper over tin over nickel over phos bronze terminations. Other terminations available at additional cost.

**Weight** 183 – 201 mg

**Ambient temperature** –40°C to +85°C

**Storage temperature** Component: –40°C to +85°C.  
Packaging: –40°C to +80°C

**Resistance to soldering heat** Max three 40 second reflows at +260°C, parts cooled to room temperature between cycles

**Moisture Sensitivity Level (MSL)** 1 (unlimited floor life at <30°C / 85% relative humidity)

**Mean Time Between Failures (MTBF)** 26,315,789 hours

**Packaging** 500/7" reel; 2000/13" reel Plastic tape: 16 mm wide, 0.35 mm thick, 8 mm pocket spacing, 4.4 mm pocket depth

**PCB washing** Only pure water or alcohol recommended

Part number <sup>1</sup>	Lines	Current max <sup>2</sup> (mA)	Inductance min <sup>3</sup> (µH)	DCR max (mOhms)
PDLF4000L_	4	100	5	250
PDLF4500L_	4	500	5	200
PDLF3000L_	3	100	5	250
PDLF3500L_	3	500	5	200
PDLF2000L_	2	100	5	250
PDLF2500L_	2	500	5	200

1. When ordering, please specify **packaging** code:

**PDLF4500LC**

**C** = 7" machine ready reel. EIA-481 embossed plastic tape (500 parts per full reel).

**D** = 13" machine ready reel. EIA-481 embossed plastic tape (2000 parts per full reel).

**B** = Less than full reel. In tape, but not machine ready. To have a leader and trailer added (\$25 charge), use code letter D instead.

2. Current rating is for each line.

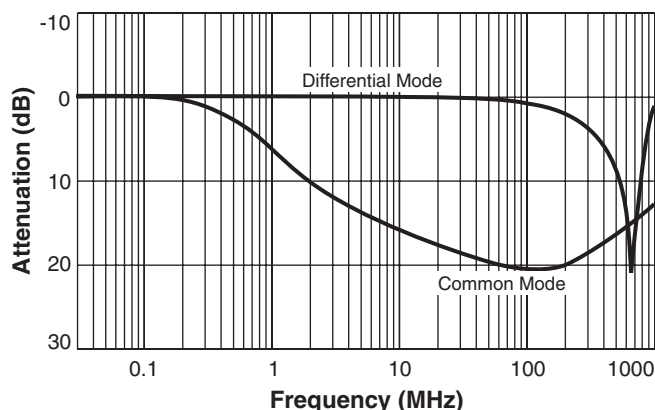
3. Inductance is per winding, tested at 1 MHz.

4. Operating temperature range -40°C to +85°C.

5. Electrical specifications at 25°C.

Refer to Doc 362 "Soldering Surface Mount Components" before soldering.

## Typical Response\*



\* Measured on HP 8753D network analyzer. Ref: 50 Ohms.

# Coilcraft®

Specifications subject to change without notice.  
Please check our website for latest information.

Document 491-1 Revised 10/30/08

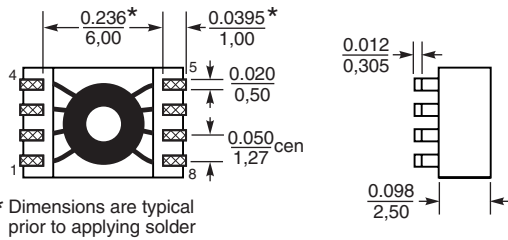
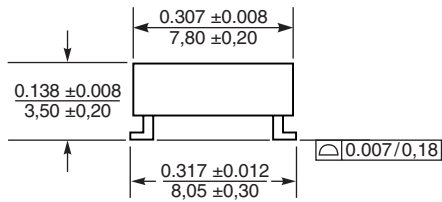
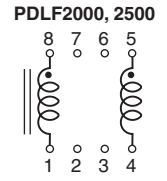
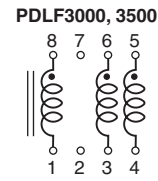
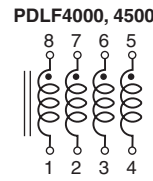
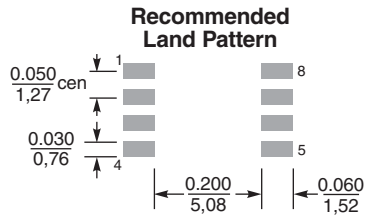
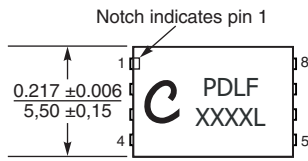
1102 Silver Lake Road Cary, Illinois 60013 Phone 847/639-6400 Fax 847/639-1469

E-mail [info@coilcraft.com](mailto:info@coilcraft.com) Web <http://www.coilcraft.com>



**NEW!**

# Surface Mount Data Line EMI Filters



Dimensions are in  $\frac{\text{inches}}{\text{mm}}$



Specifications subject to change without notice.  
Please check our website for latest information.

Document 491-2 Revised 10/30/08

1102 Silver Lake Road Cary, Illinois 60013 Phone 847/639-6400 Fax 847/639-1469

E-mail [info@coilcraft.com](mailto:info@coilcraft.com) Web <http://www.coilcraft.com>