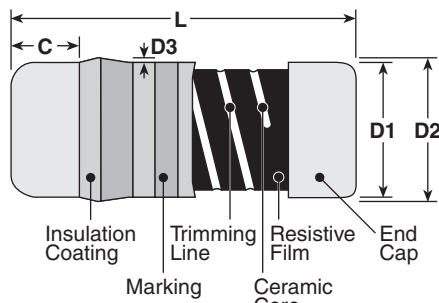




features

- Suitable for reflow and wave soldering
- Higher stability in short and long term tests
- Meets or exceeds IEC 60115-8, EIAJ RC-2132A
- Marking: Blue body color for "RN", green for "RM"
- Products with lead-free terminations meet EU RoHS and China RoHS requirements

dimensions and construction



Type (Inch Size Code)	Dimensions inches (mm)				
	L	C (min.)	D1	D2 (max.)	D3 (max.)
2A (0805)	.079±.004 (2.0±0.1)	.012 (0.3)	.049±.002 (1.25±0.05)	.053 (1.35)	.003 (0.07)
2B (1406)	.138±.008 (3.5±0.2)	.02 (0.5)	.057±.004 (1.45±0.1)	.061 (1.55)	
2D (1206)	.126±.008 (3.2±0.2)	.02 (0.5)	.061±.006 (1.55±0.15)	.069 (1.75)	.004 (0.1)
2ES (1406)	.138±.008 (3.5±0.2)	.02 (0.5)	.055±.004 (1.4±0.1)	.061 (1.55)	
2E, 2H (2309)	.232±.008 (5.9±0.2)	.02 (0.5)	.087±.004 (2.2±0.1)	.094 (2.4)	.006 (0.15)
3AS	.232±.008 (5.9±0.2)	.02 (0.5)	.087±.004 (2.2±0.1)	.094 (2.4)	.006 (0.15)

ordering information

New Part #	RN41	2B	T	TE	1002	J	50*
Type	RN41	Size	Termination Material	Packaging	Nominal Resistance	Tolerance	T.C.R. (ppm/°C)
		2A: 0805 2B: 1406 2D: 1206 2E: 2309 2ES: 1406 2H: 2309 3AS: 2309	T: Sn	TE: 7" embossed plastic (2A, 2B, 2ES - 3,000 pieces/reel) (2D - 2,000 pieces/reel) (2E, 2H, 3AS - 1,500 pieces/reel)	±5%: 2 significant figures + 1 multiplier. "R" indicates decimal on values <10Ω ±1%: 3 significant figures + 1 multiplier. "R" indicates decimal on values <100Ω	B: ±0.1% C: ±0.25% D: ±0.5% F: ±1% J: ±5%	25 50 100 200

*T.C.R. noted for RN41 only

New Part #	RM41	2D	T	TE	1R0	J
Type	RM41	Size	Termination Material	Packaging	Nominal Resistance	Tolerance
		2D: 1206 2H: 2309	T: Sn	TE: Embossed plastic (2D - 2,000 pieces/reel) (2H - 1,500 pieces/reel)	±5%: 2 significant figures + 1 multiplier. "R" indicates decimal on values <10Ω	J: ±5%

For further information on packaging, please refer to Appendix A.

Specifications given herein may be changed at any time without prior notice. Please confirm technical specifications before you order and/or use.

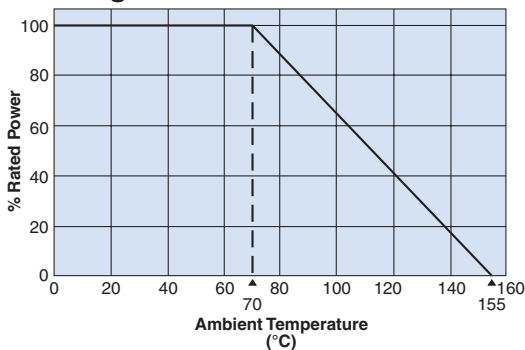
1/13/09

applications and ratings

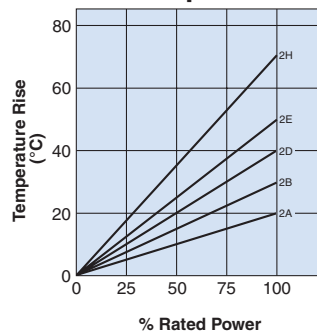
Part Designation	Power Rating @ 70°C	T.C.R. (ppm/°C) Max.	Resistance Range					Absolute Maximum Working Voltage	Absolute Maximum Overload Voltage	Operating Temperature Range
			(B±0.1%)	E-24, E-96 (C±0.25%)	E-24, E-96 (D±0.5%)	E-24, E-96 (F±1%)	E-24 (J±5%)			
RN412A	1/8W (.125W)	±100	—	—	—	100Ω-100KΩ	—	150V	200V	-55°C to +155°C
RN412B	1/8W (.125W)	±25	—	100Ω-100KΩ	100Ω-604KΩ	—	—		300V	
		±50	—	—	—	—	—			
RN412D	1/5W (.2W)	±50	—	—	—	10Ω-604KΩ	—	250V	500V	
RN412E	1/4W (.25W)	±25	—	100Ω-100KΩ	100Ω-1MΩ	—	—			
RN412ES	1/4W (.25W)	±25	43Ω-511KΩ	100Ω-100KΩ	100Ω-604KΩ	—	—	200V	400V	
		±50	—	—	—	1Ω-5.11MΩ	0.22Ω-0.91Ω			
RN412H	1/2W (.5W)	±200	—	—	—	—	0.22Ω-100KΩ	250V	600V	
RM412D	1/5W (.2W)	±350	—	—	—	—	0.22Ω-8.2Ω (E-12)	$\sqrt{P \times R}$	$\sqrt{P \times R \times 6.25}$	
RM412H	1/2W (.5W)	±350	—	—	—	—				
RN413AS	1W	±50	—	—	—	1Ω-1MΩ	0.22Ω-0.91Ω	400V	600V	

environmental applications

Derating Curve



Surface Temperature Rise



Performance Characteristics

Parameter	Requirement Δ R		Test Method
	Limit	Typical	
Resistance	Within specified tolerance	—	25°C
T.C.R.	Within specified T.C.R.	—	+25°C/-55°C, +25°C/+125°C
Overload (Short time)	±0.5%	±0.3%	Rated voltage x 2.5 for 5 seconds
Intermittent Overload	±1%: RN41 2E ±2%: RM41 2H	—	Rated voltage x 4 (2Ax3) or Max. intermittent overload voltage, whichever is lower, 10,000 cycles. 2A: 200V, 2B & 2D: 300V, 2E: 500V, 2H: 600V
Resistance to Solder Heat	±0.5%	±0.3%	260°C ± 5°C, 10 seconds ± 1 second
Rapid Change of Temperature	±0.5%: RN41 2A-2E ±1%: RN41 2H ±1%: RM41	±0.3%: RN41 2A-2E ±0.7%: RN41 2H ±0.75%: RM41	-55°C (30 minutes), +125°C (30 minutes), 5 cycles
Moisture Resistance	±1%*, ±3%** ±5%*** ±3%: ****	±0.75%*, ±1.5%** ±3%*** ±1.5%: ****	40°C ± 2°C, 90 - 95% RH, 1000 hours, 1.5 hr ON, 0.5 hr OFF cycle
Endurance at 70°C	±1%*, ±3%** ±5%*** ±5%: ****	±0.5%*, ±1.5%** ±3%*** ±3%: ****	70°C ± 2°C, 1000 hours, 1.5 hr ON, 0.5 hr OFF cycle
High Temperature Exposure	±1%: RN41	±0.75%: RN41	+125°C, 100 hours

*RN41 2B-2E **RN41 2A *** RN41 2H **** RM41

Specifications given herein may be changed at any time without prior notice. Please confirm technical specifications before you order and/or use.

12/23/08