


## SPECIFICATIONS

Electrical Ratings	Switch: 25mA @ 24VDC Carry: 100mA @ 24VDC
Electrical Life	2,000 cycles typical
Contact Resistance	< 25 mΩ initial
Actuation Force	400 gF max
Actuator Travel	2.0 mm
Dielectric Strength	500Vrms min
Insulation Resistance	> 100MΩ min
Operating Temperature	-40°C to 85°C
Storage Temperature	-40°C to 85°C



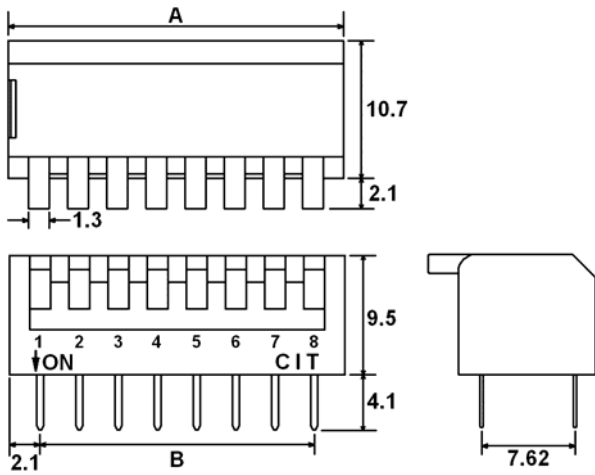
## MATERIALS ←RoHS COMPLIANT

Actuator	4/6 Nylon, UL94V-0, White
Cover	PPS, UL94V-0, Red
Housing	PPS, UL94V-0, Black
Contacts	Phosphor Bronze, Gold over Nickel Plated
Terminals	Brass, Gold over Nickel Plated

## ORDERING INFORMATION

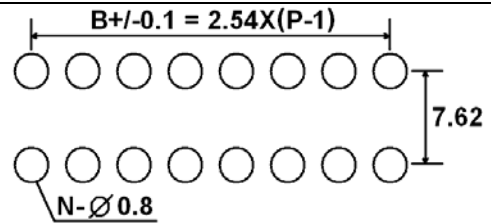
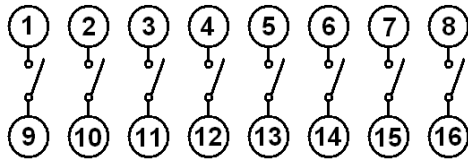
<b>Series:</b>	KP	02	E
KP			
<b>Number of Positions:</b>			
02 = 2 positions			
03 = 3 positions			
04 = 4 positions			
05 = 5 positions			
06 = 6 positions			
08 = 8 positions			
10 = 10 positions			
12 = 12 positions			
<b>Actuator Height:</b>			
E = Extended			
R = Recessed			
<b>Tape Seal:</b>			
Blank = No Tape Seal			
T = Tape Seal			

**DIMENSIONS**

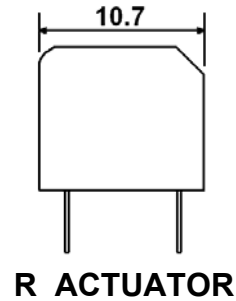
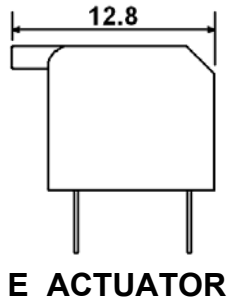


Number of Positions	"A" mm	"B" mm
02	6.76	2.54
03	9.30	5.08
04	11.84	7.62
05	14.36	10.16
06	16.92	12.70
08	22.00	17.78
10	24.54	22.86
12	29.62	27.94

**SCHEMATIC & PC LAYOUT**



**ACTUATOR OPTIONS**



**PACKAGING SPECIFICATIONS**

All switches packaged in OFF position  
 Tube packaging standard