

规格书编号

SPEC NO :

产品规格书

SPECIFICATION

CUSTOMER 客户: _____

PRODUCT 产品: _____ SAW FILTER _____

MODEL NO 型号: _____ HDF137.5A F11 _____

PREPARED 编制: _____ CHECKED 审核: _____

APPROVED 批准: _____ D A T E 日期: _____ 2006-5-11 _____

| | | |
|-------------------------|-------------|---------|
| 客户确认 CUSTOMER RECEIVED: | | |
| 审核 CHECKED | 批准 APPROVED | 日期 DATE |
| | | |

无锡市好达电子有限公司
Shoulder Electronics Limited

1. SCOPE

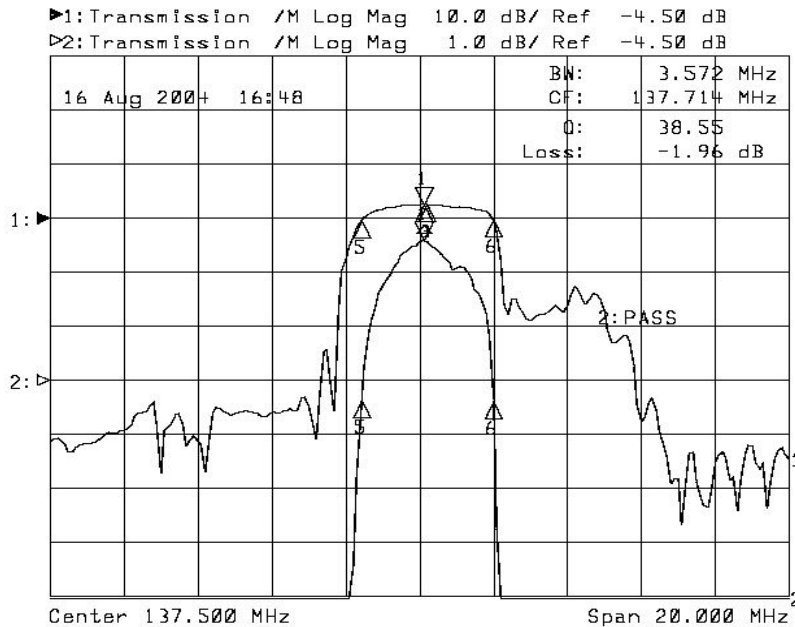
This specification shall cover the characteristics of SAW filter With F137.5A used for the page system.

2. ELECTRICAL SPECIFICATION

| | |
|-----------------------|----------------|
| DC Voltage VDC | 10V |
| AC Voltage Vpp | 10V50Hz/60Hz |
| Operation temperature | -40°C to +80°C |
| Storage temperature | -45°C to +85°C |
| RF Power Dissipation | 0dBm |

Electronic Characteristics

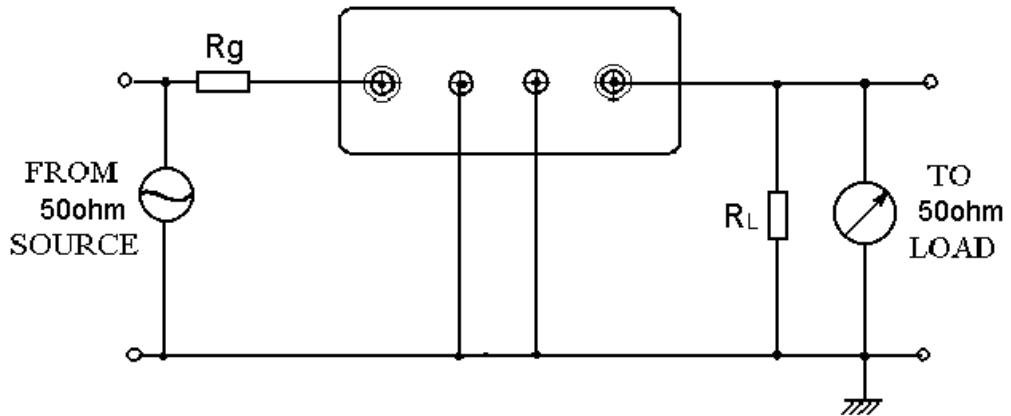
2-1. Typical frequency response



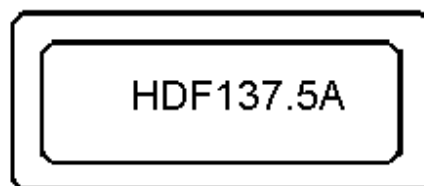
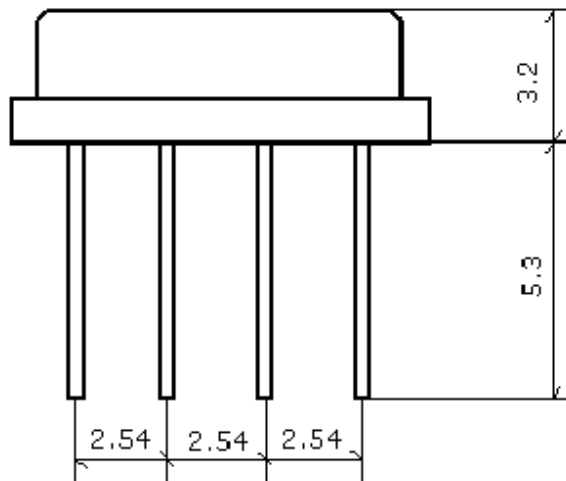
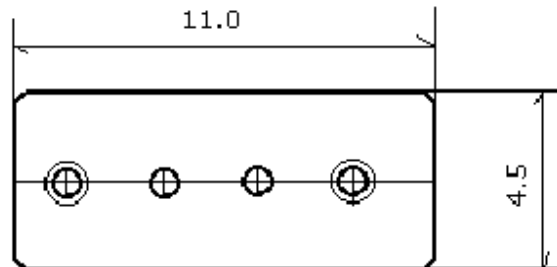
2-2. Electrical characteristics

| Part Number | F137.5A | Unit |
|---------------------------------|-----------|--------|
| Nominal center frequency(Fo) | 137.5 | MHz |
| Insertion (Fo) | | |
| 1. DC.~Fo-10.7MHz | -40 min | dB |
| 2. Fo | -4.5 min | |
| 3. Fo+10.7MHz~100MHz | -40 min | |
| Passband width | ± 1.5 min | MHz |
| Ripple(within passband) | 2.0 min | dB |
| Input/Output impedance(Nominal) | 50//0 | Ω //pF |

3. TEST CIRCUIT



4. DIMENSION



5. ENVIRONMENTAL CHARACTERISTICS

5-1 High temperature exposure

Subject the filter to +85°C for 96 hours. Then release the filter into the room conditions for 1 to 2 hours prior to the measurement. It shall fulfill the specifications in 2-2.

5-2 Moisture

Keep the filter at 40°C and 95% rh for 96 hours. Then release the filter into the room conditions for 1 to 2 hours prior to the measurement. It shall fulfill the specifications in 2-2.

5-3 Low temperature exposure

Subject the filter to -40°C for 96 hours. Then release the filter into the room conditions for 1 to 2 hours prior to the measurement. It shall fulfill the specifications in 2-2.

5-4 Temperature cycling

Subject the filter to a low temperature of -40°C for 30 minutes. Following by a high temperature of +85°C for 30 Minutes. Then release the filter into the room conditions for 1 to 2 hours prior to the measurement. It shall meet the specifications in 2-2.

5-5 Resistance to solder heat

Dip the filter terminals no closer than 1.5mm into the solder bath at 270°C \pm 10°C for 10 \pm 1 sec. Then release the Filter into the room conditions for 1 to 2 hours. The Filter shall meet the specifications in 2-2.

5-6 Mechanical shock

Drop the filter randomly onto the concrete floor from the height of 30cm 3 times. the filter shall fulfill the specifications in 2-2.

5-7 Vibration

Subject the filter to the vibration for 1 hour each in x,y and z axes with the amplitude of 1.5 mm at 10 to 55 hz. The filter shall fulfill the specifications in 2-2.

6. REMARK

6.1 Static voltage

Static voltage between signal load & ground may cause deterioration & destruction of the component. Please avoid static voltage.

6.2 Ultrasonic cleaning

Ultrasonic vibration may cause deterioration & destruction of the component. Please avoid ultrasonic cleaning

6.3 Soldering

Only leads of component may be soldered. Please avoid soldering another part of component.