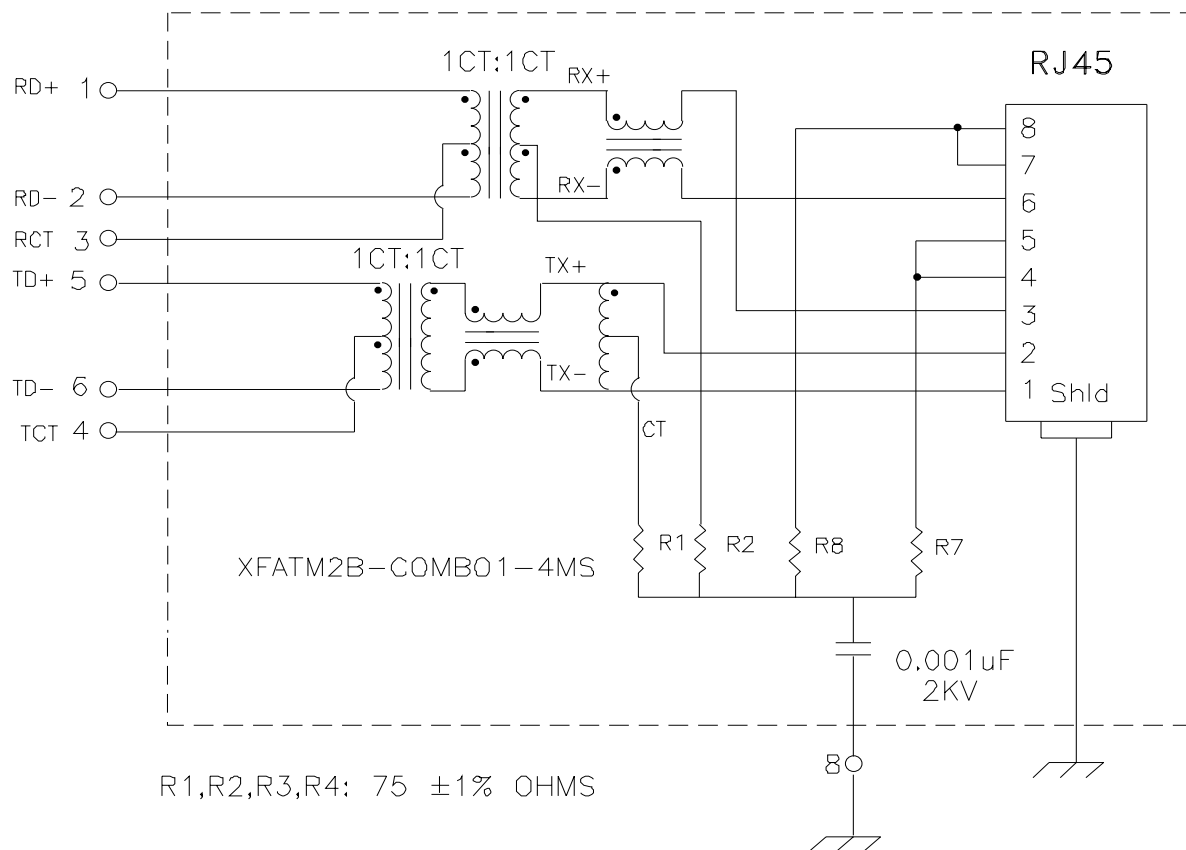


## Schematic:



## Electrical Specifications: @25°C

Isolation Voltage: 1500 Vrms (INPUT to OUTPUT)

UTP SIDE OCL: 350uH Min @100KHz 100mV 8mADC

Rise Time (10-90%): 2.5ns Typical

Insertion Loss (100KHz-100MHz): -1.1dB Maximum

Insertion Loss (100MHz-125MHz): -1.5dB Maximum

Return Loss: -20dB Min. @30MHz

-15dB Min. @80MHz

Crosstalk:

100KHz-60MHz -40dB Typical

60MHz-100MHz -38dB Typical

Common Mode to Differential Mode Rejection:

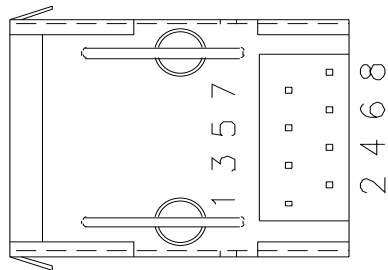
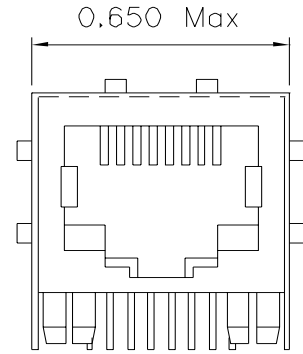
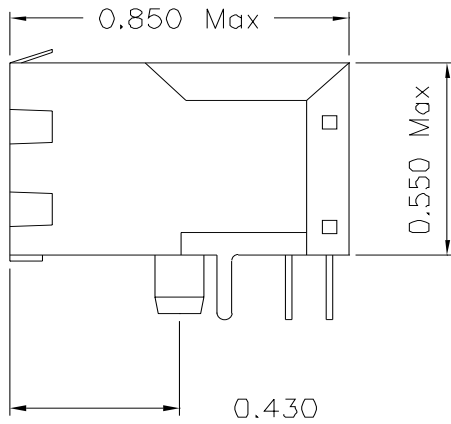
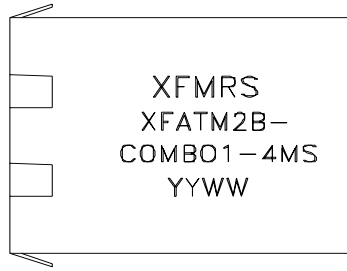
100KHz-60MHz -45dB Typ (Tx) / -40dB Typ (Rx)

60MHz-100MHz -40dB Typ (Tx) / -35dB Typ (Rx)

DOC. REV A/2

<b>XFMRs Inc.</b>	Title: <b>SINGLE PORT COMBO</b>		
UNLESS OTHERWISE SPECIFIED	XFATM2B-COMBO1-4MS		REV. A
TOLERANCES: .xxx ±0.010	DWN.	廖玉坤	Apr-14-00
Dimensions in Inch	CHK.	李清儿	Apr-14-00
SHEET 1 OF 1	APP.	Joe Huff	Apr-14-00

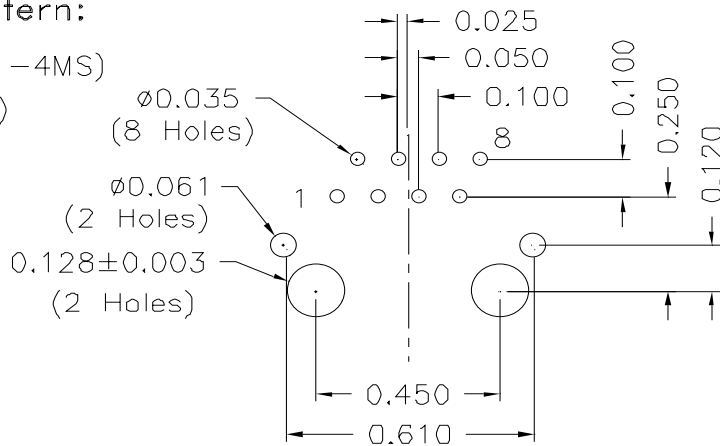
Mechanical Dimensions:



(BOTTOM VIEW)

Mounting Pattern:

(FOR COMBO1-4MS)  
(COMP SIDE)



<b>XFMRS Inc.</b>		Title: Mechanical Dimensions For COMBO1-4MS Series	
UNLESS OTHERWISE SPECIFIED TOLERANCES: .xxx ±0.010 Dimensions in Inch		XFATM2B-COMBO1-4MS	REV. A
DOC. REV: A/2		DWN.	廖玉坤 Apr-14-00
SHEET 2 OF 2		CHK.	李清儿 Apr-14-00
		APP.	Joe Huff Apr-14-00