

KMIP2-L225DL

Description

The **KMIP2-L225DL** is InGaAs PIN Photodiode has the cap with only Ø1.96mm . and less than 3.5mm in hight. Stem types of 2-leads(KMIP2) and 1-lead(KMIP1)are available. The flat window type or a pigtail type also available. It is recommended for optical data communication and power monitoring.

Features

- Front illuminated planar PIN-PD
- Low capacitance and low dark current
- Hermetically sealed package with Ø1.96 cap
- High reliability and environmental endurance and the cap height is less than 3.5mm
- Wide operating wavelength range from 1.1µm to 1.6µm

Applications

- Optical Data Communications
- Optical power monitoring

Absolute Maximum Ratings



Parameter	Symbol	Ratings	Unit
Reverse voltage	V_R	20	V
Maximun Optical Power Input	P_{max}	30	mW
Forward Current	I_F	10	mA
Operating Temperature	T_{opr}	-40 ~ +85	°C
Storage Temperature	$T_{stg.}$	-40 ~ +85	°C
Soldering Temperature *1	$T_{sol.}$	260	°C

*1 : Soldering Time ≤ 10 seconds (At a distance of 1 mm from the package).

Electro-Optical Characteristics

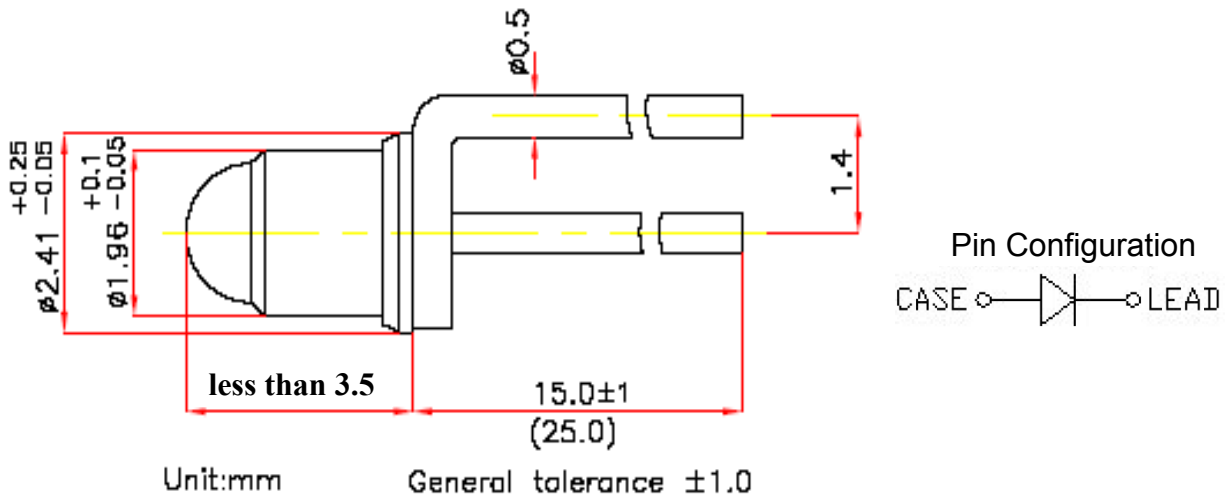
Parameter	Symbol	Min.	Typ.	Max.	Unit	Condition
Active diameter	Sq		□ 250		um	
Dark Current	I_D		0.1	1.0	nA	@ $V_R=5V, 25^\circ C$
Responsivity	R	1.31um	0.80		mA/mW	@ $V_R=5V, 25^\circ C$
		1.55um	0.90			
3dB Cut off frequency	BW		0.6		GHz	@ $V_R=5, R_L=50\Omega$
Total Capacitance	Cd			7	pF	@ $V_R=5V, 25^\circ C$

* These specifications are subject to change without notice.



KMIP2-L225DL

Outline Drawing



Ordering information

KMIP	Pin type -	PKG Method	PKG type	Active Size	Pin Config.
KODENSHI Mini CAN InGaAs PIN PD	1 : 1Pin	F : Cap with Flat Window	2 : Ø2	5: Ø50um	A:Cathod Common
	2 : 2Pin	B : Cap with Ball lens	3 : Ø2.96	8: Ø75um	B:Anode Common
	3 : 2Pin Isolated	L : Longcap with Ball lens	4 : Ø3.0	25: □250um	C:CASE GND
		C : Ceramic Dome			D:CASE Anode
					N: Normal

Available now

Lead Form'g
S : straight lead
C : center lead form
L : side lead form