




OUTLINE



FEATURES

- Dual common mode choke coils
- 8 Pin, 1.27 mm of pitch SMD Type
- Low profiles and small size SMD.

PRODUCT IDENTIFICATION

CM 60 8 30 1 M 80R

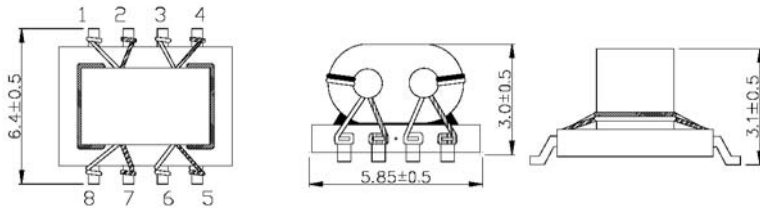
- a :Type of products - SMD COMMON MODE FILTER
- b:Dimension(mm) - 60 : 5.85X6.4
- c:Number of Terminal - 8 : 8 Terminal
- d:Thickness(mm) - 30 : 3.0 Max.
- e:Packing - PCS / REEL - 1 : 1000
- f:Tolerance - M : ±20%
- g:Inductance - 80R = 80 Ohm at common mode and 100Mhz

The Part number of Lead-Free Products will be added "X" after original one as identification. EX: WS03X314G1N8X

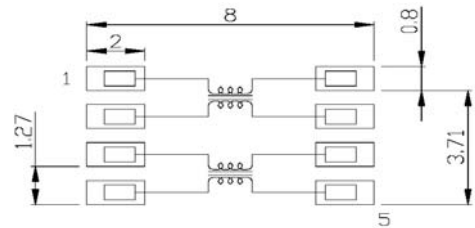
APPLICATIONS

- Preventive measure against USB & IEEE1394
- Suppresses radiated emissions from peripheral devices.
- Personal computer (Desk top, Note book) game computer, Digital Carera, etc.....

DIMENSIONS



LAND PATTERN

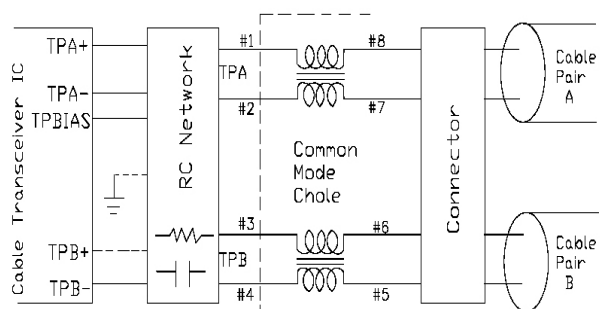
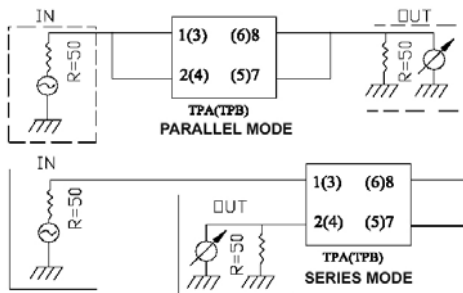


ELECTRICAL CHARACTERISTICS

TEST	IMPEDANCE (Ω) COMMON MODE (min)				IMPEDANCE (Ω) NORMAL MODE (max)			
	50MHz	100MHz	300MHz	500MHz	50MHz	100MHz	300MHz	500MHz
CM608301M80R	45	80	150	190	5	10	30	50
CM608301M180R	130	180	250	260	12	24	70	122
CM608301M300R	205	300	400	410	6	11	32	60
CM608301M500R	350	500	660	595	12	24	72	128

IDC (mA) Max.	RDC (Ω) Max.	Withstanding Voltage
650	0.35	100V DC

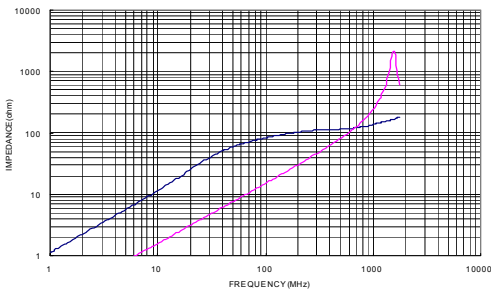
TEST METHOD



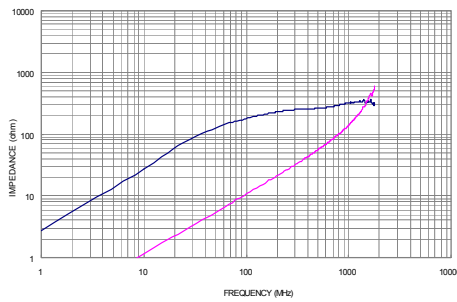


CURVES

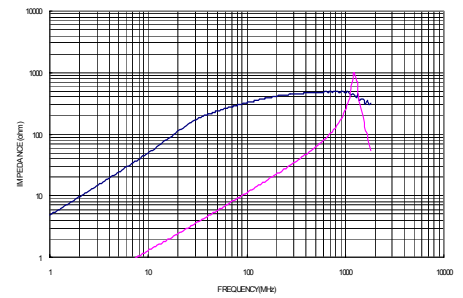
CM608301M80R



CM608301M180R



CM608301M300R

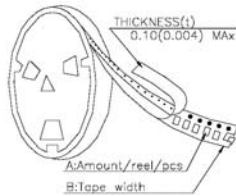
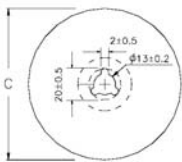


— SERIES MODE

— PARALLEL MODE

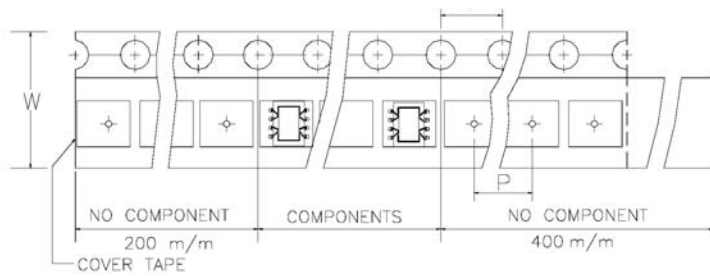
PACKAGING & REEL DIMENSIONS

1. CARRIETAPEING REEL & CARRIER MATERIALS (PAPER PLASTICS) UNIT : (mm)



in mm

A	B	C	W	P
1000 PCS	16	330	16	12



2. TOP COVER TAPE

The force for tearing off cover tape is 10 grams in the arrow direction.

