



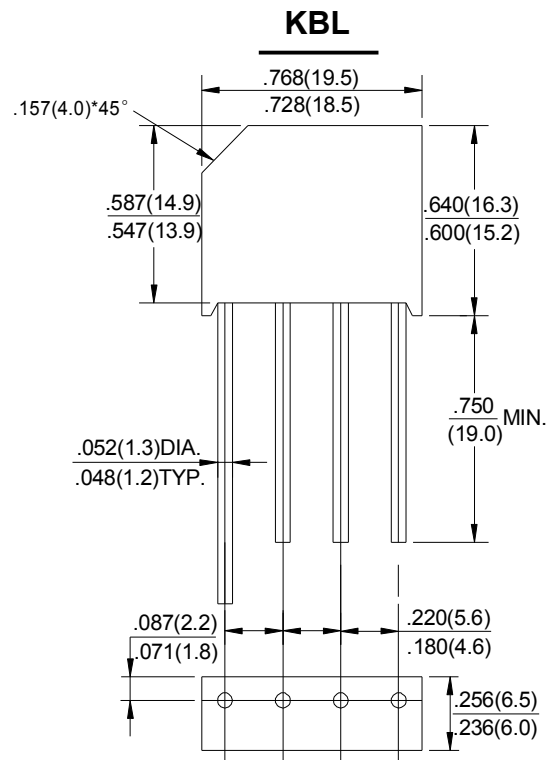
KBL005G thru KBL10G

GLASS PASSIVATED BRIDGE RECTIFIERS

REVERSE VOLTAGE - 50 to 1000Volts
FORWARD CURRENT - 4.0Amperes

FEATURES

- Surge overload rating -125 Amperes peak
- Ideal for printed circuit board
- Plastic material has UL flammability classification 94V-0
- Mounting position :Any



Dimensions in inches and (millimeters)

MAXIMUM RATINGS AND ELECTRICAL CHARACTERISTICS

Rating at 25°C ambient temperature unless otherwise specified.

Single phase, half wave ,60Hz, resistive or inductive load.

For capacitive load, derate current by 20%

| CHARACTERISTICS | SYMBOL | KBL 005G | KBL 01G | KBL 02G | KBL 04G | KBL 06G | KBL 08G | KBL 10G | UNIT |
|--|--------|-------------|------------|------------|------------|------------|------------|------------|------|
| Maximum Recurrent Peak Reverse Voltage | VRRM | 50 | 100 | 200 | 400 | 600 | 800 | 1000 | V |
| Maximum RMS Bridge Input Voltage | VRMS | 35 | 70 | 140 | 280 | 420 | 560 | 700 | V |
| Maximum DC Blocking Voltage | VDC | 50 | 100 | 200 | 400 | 600 | 800 | 1000 | V |
| Maximum Average Forward Output Current at 50°C TA (Note1) | I(AV) | 4.0 | | | | | | | A |
| Peak Forward Surge Current 8.3ms Single Half Sine-Wave Super Imposed on Rated Load | IFSM | 125 | | | | | | | A |
| Maximum Forward Voltage Drop Per Element at 4.0A Peak | VF | 1.1 | | | | | | | V |
| Maximum DC Reverse Current at Rated DC Blocking Voltage | IR | 10.0 | | | | | | | µA |
| Maximum Reverse Current at Rated DC Blocking Voltage and 150°C TA | IR | 1.0 | | | | | | | mA |
| Operating Temperature Range | TJ | -55 to +150 | | | | | | | °C |
| Storage Temperature Range | TSTG | -55 to +150 | | | | | | | °C |

NOTES: 1. Mounting conditions ,0.5" lead length maximum.

FIG.1-MAXIMUM FORWARD SURGE CURRENT

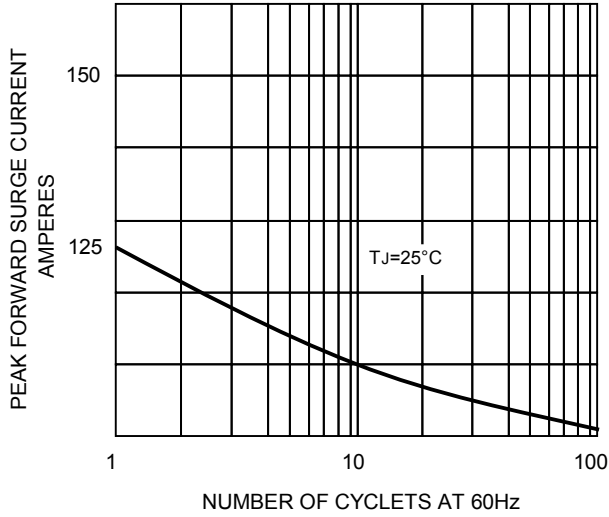


FIG.1-DERATING CURVE
OUTPUT RECTIFIED CURRENT

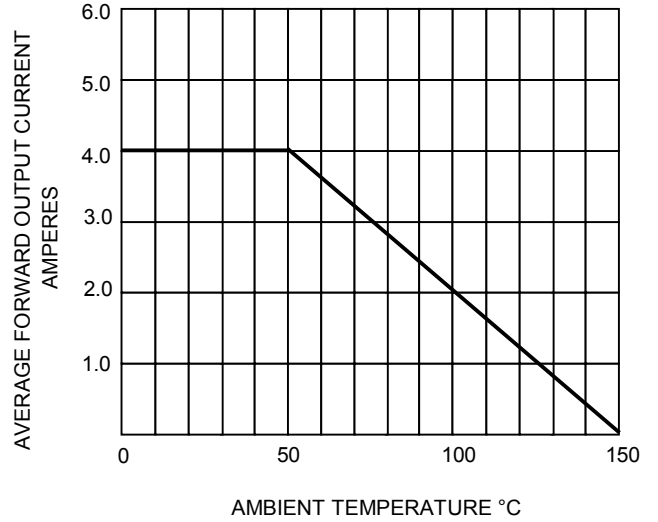


FIG.4-TYPICAL FORWARD CHARACTERISTICS

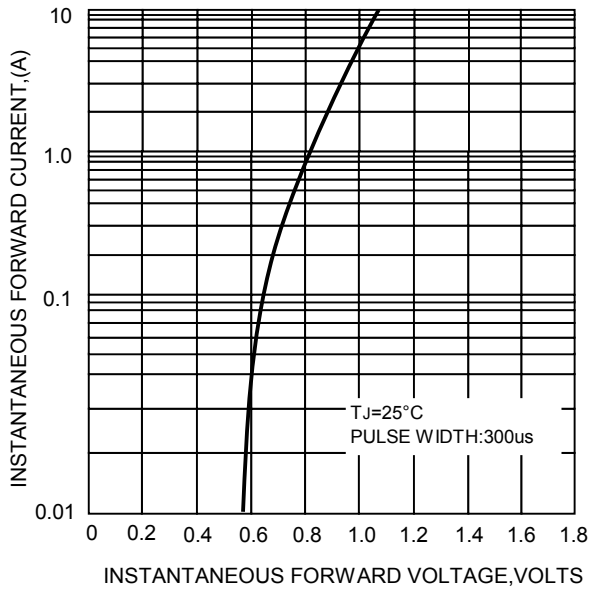


FIG.4- TYPICAL REVERSE
CHARACTERISTICS

