



cUL **us** RoHS Compliant

E197851

Features

- Monostable
- Passes FCC part 68
- Ultra low profile, 4.90mm height
- UL/CUL certified

Contact Data

Contact Arrangement	2C = DPDT, bifurcated contact
Contact Rating	1A @ 30VDC .5A @ 125VAC

Contact Resistance	< 50 milliohms initial
Contact Material	AgPd stationary contact, Au plated
Maximum Switching Power	30W
Maximum Switching Voltage	250VAC, 220VDC
Maximum Switching Current	1A

Coil Data

Coil Voltage VDC		Coil Resistance Ω +/- 10%	Pick Up Voltage VDC (max) 75% of rated voltage	Release Voltage VDC (min) 10% of rated voltage	Coil Power W	Operate Time ms	Release Time ms
Rated	Max						
3	3.9	64.3	2.25	0.30	.14	2	1
4.5	5.7	145	3.38	0.45			
5	6.5	178	3.75	0.50			
6	7.8	257	4.50	0.60			
9	11.7	579	6.75	0.90			
12	15.6	1028	9.00	1.20			
24	31.2	2880	18.00	2.40	.20		

General Data

Electrical Life @ rated load	200K cycles, typical
Mechanical Life	100M cycles, typical
Capacitance: between open contacts	0.4pF
between coil & contacts	0.9pF
between contact poles	0.2pF
Dielectric Strength, Coil to Contact	1000V rms min. @ sea level
Contact to Contact	1000V rms min. @ sea level
Shock Resistance	500m/s ² for 11 ms
Vibration Resistance	3mm double amplitude 10~40Hz
Terminal (Copper Alloy) Strength	5N
Operating Temperature	-40°C to +85°C
Storage Temperature	-40°C to +155°C
Solderability	260°C for 5 s
Weight	1.5g

Caution

1. The use of any coil voltage less than the rated coil voltage may compromise the operation of the relay.

Specifications and availability subject to change without notice.

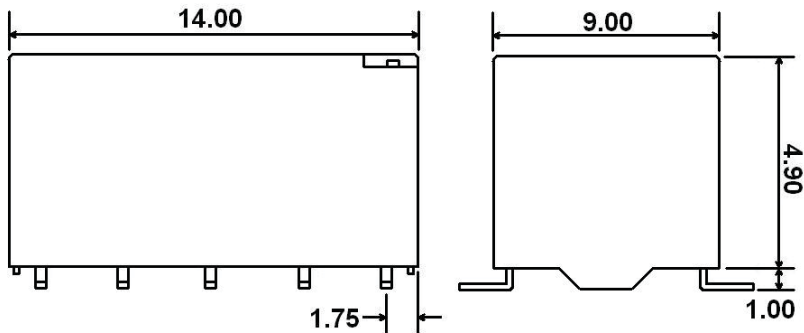
Dimensions shown in mm. Dimensions are shown for reference purposes only.

Ordering Information

1. Series	J850SM	2C	S	L1	6VDC
J850SM					
2. Contact Arrangement	2C = DPDT				
3. Sealing Option	S = Sealed				
4. Operating Function	Blank = Monostable				
5. Coil Voltage	3VDC 4.5VDC 5VDC 6VDC 9VDC 12VDC 24VDC				

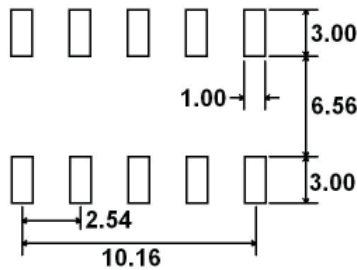
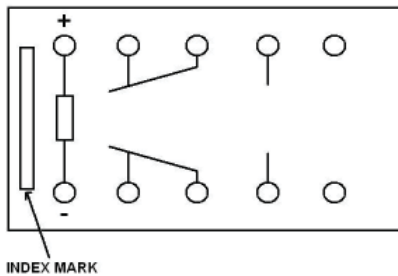
Dimensions

Units = mm



Schematics & PC Layouts

Bottom Views



Dimensions shown in mm. Dimensions are shown for reference purposes only.

Specifications and availability subject to change without notice.