


# CTSDB0905F Series

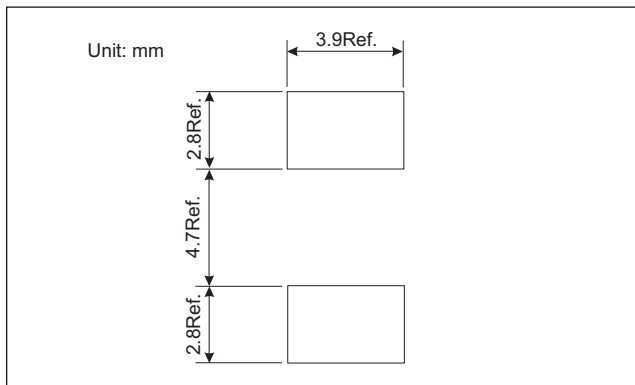
## From 10 $\mu$ H to 470 $\mu$ H



### CHARACTERISTICS

- Description:** SMD (shielded) power inductor
- Applications:** Switching power supplies, RFI/EMC filtering
- Operating Temperature:** -25°C to +75°C
- Storage Temperature:** -40°C to +125°C
- Inductance Tolerance:**  $\pm$ 20%
- Testing:** Inductance is tested on an HP4284A at 1kHz
- Packaging:** Tape & Reel
- Marking:** Marked with inductance code
- Rated DC:** Based on temperature rise &  $\Delta$ L / L0A = 10% typ.
- Miscellaneous:** **RoHS Compliant**
- Additional Information:** Additional electrical & physical information available upon request
- Samples available. See website for ordering information.**

### RECOMMENDED LAND PATTERN



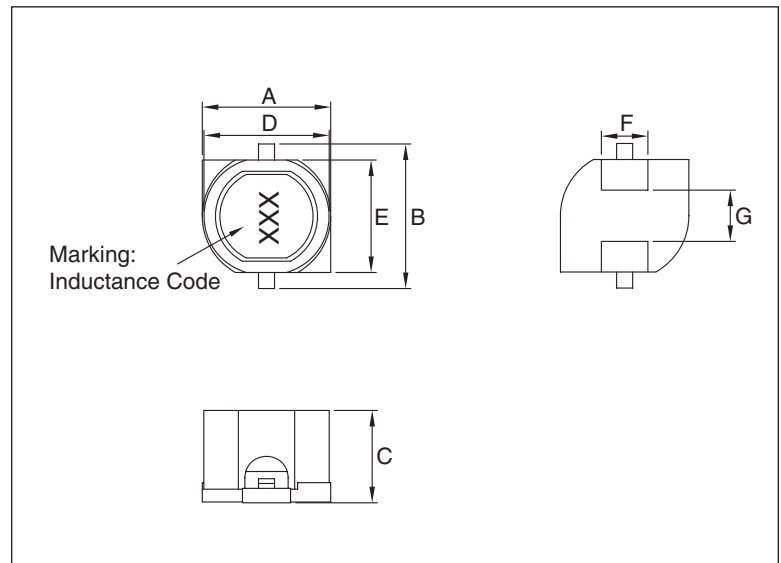
### SPECIFICATIONS

Parts are only available in  $\pm$ 20% inductance tolerance.

Part Number	Inductance ( $\mu$ H)	L Test Freq. (kHz)	DCR Max. ( $\Omega$ )	Rated DC (A)
CTSDB0905F-100M	10	1.0	0.04	2.40
CTSDB0905F-120M	12	1.0	0.05	2.30
CTSDB0905F-150M	15	1.0	0.06	2.10
CTSDB0905F-180M	18	1.0	0.06	1.90
CTSDB0905F-220M	22	1.0	0.07	1.70
CTSDB0905F-270M	27	1.0	0.08	1.60
CTSDB0905F-330M	33	1.0	0.10	1.40
CTSDB0905F-390M	39	1.0	0.15	1.30
CTSDB0905F-470M	47	1.0	0.15	1.20
CTSDB0905F-560M	56	1.0	0.20	1.10
CTSDB0905F-680M	68	1.0	0.25	0.97
CTSDB0905F-820M	82	1.0	0.25	0.88
CTSDB0905F-101M	100	1.0	0.30	0.80
CTSDB0905F-121M	120	1.0	0.35	0.73
CTSDB0905F-151M	150	1.0	0.40	0.65
CTSDB0905F-181M	180	1.0	0.55	0.60
CTSDB0905F-221M	220	1.0	0.60	0.54
CTSDB0905F-271M	270	1.0	0.80	0.49
CTSDB0905F-331M	330	1.0	0.90	0.44
CTSDB0905F-391M	390	1.0	1.00	0.41
CTSDB0905F-471M	470	1.0	1.30	0.37

### PHYSICAL DIMENSIONS

Size	A	B Max.	C	D Ref.	E Ref.	F	G
<b>mm</b>	10.1 $\pm$ 0.3	12.5	5.7 $\pm$ 0.3	10.0	9.0	3.0 $\pm$ 0.2	5.6 $\pm$ 0.3
<b>inches</b>	0.40 $\pm$ 0.012	0.49	0.22 $\pm$ 0.012	0.39	0.35	0.12 $\pm$ 0.008	0.22 $\pm$ 0.012



07.27.06