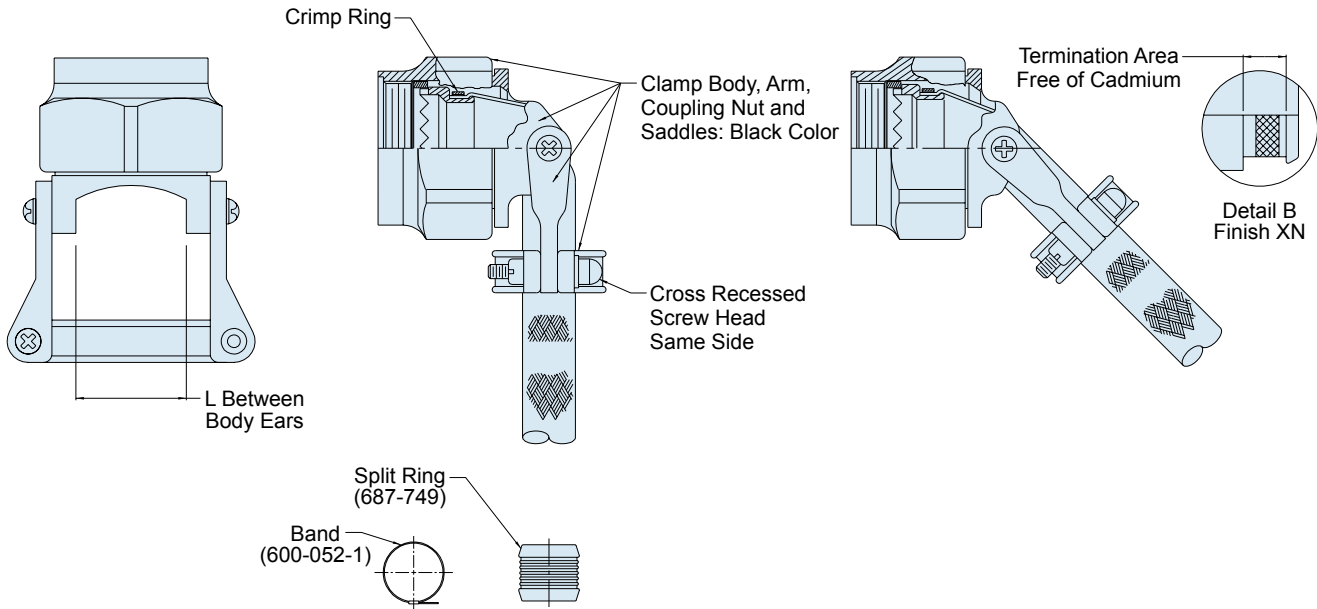
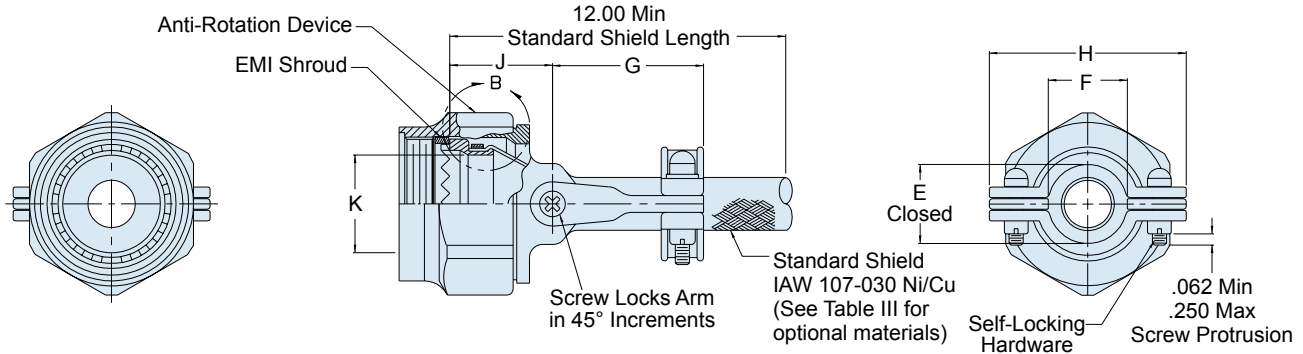
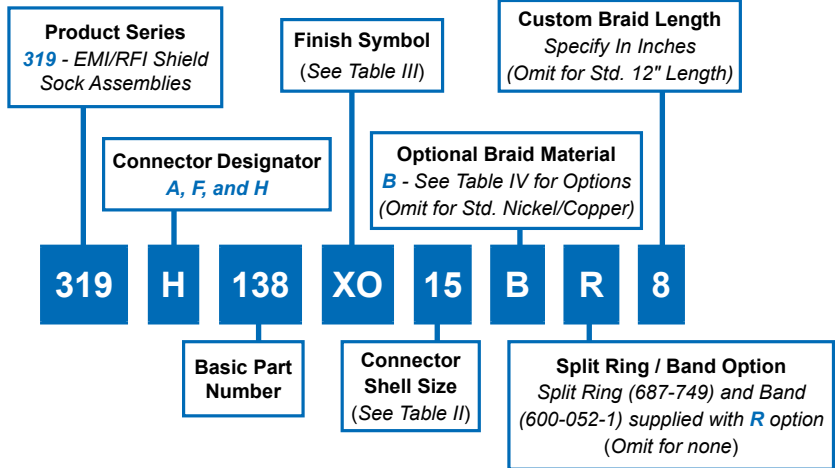


319-138 "Wide Mouth" Composite Swing-Arm Strain Relief with Shield Sock and Self-Locking Rotatable Coupling

A

CONNECTOR DESIGNATOR:	
A	MIL-DTL-5015, -26482 Series II, and -83723 Series I and III
F	MIL-DTL-38999 Series I, II
H	MIL-DTL-38999 Series III and IV
SELF-LOCKING	
ROTATABLE COUPLING	
LOW PROFILE	



319-138
"Wide Mouth" Composite Swing-Arm Strain Relief
 with Shield Sock and
 Self-Locking Rotatable Coupling



TABLE II: SHELL SIZE

Shell Size		E ± .031	F Min	G Max ± .06	H ± .060	J Max	L Max	K Diameter		
								A Code	F Code	H Code
A, F	H									
08	09	.350 (8.9)	.350 (8.9)	1.045 (26.5)	.936 (23.8)	.94 (23.9)	.393 (10.0)	.265 (6.7)	.275 (7.0)	.264 (6.7)
10	11	.436 (11.1)	.455 (11.6)	1.045 (26.5)	1.172 (29.8)	.97 (24.6)	.455 (11.6)	.370 (9.4)	.412 (10.5)	.390 (9.9)
12	13	.636 (16.2)	.640 (16.3)	1.170 (29.7)	1.406 (35.7)	1.03 (26.2)	.598 (15.2)	.506 (12.9)	.526 (13.4)	.504 (12.8)
14	15	.706 (17.9)	.710 (18.0)	1.170 (29.7)	1.500 (38.1)	1.09 (27.7)	.710 (18.0)	.580 (14.7)	.651 (16.5)	.630 (16.0)
16	17	.790 (20.1)	.835 (21.2)	1.295 (32.9)	1.562 (39.7)	1.12 (28.4)	.839 (21.3)	.705 (17.9)	.776 (19.7)	.756 (19.2)
18	19	.872 (22.1)	.922 (23.4)	1.295 (32.9)	1.687 (42.8)	1.15 (29.2)	.934 (23.7)	.784 (19.9)	.872 (22.1)	.843 (21.4)
20	21	.996 (25.3)	1.008 (25.6)	1.467 (39.5)	1.969 (50.0)	1.18 (30.0)	1.068 (27.1)	.909 (23.1)	1.007 (25.6)	.969 (24.6)
22	23	1.060 (26.9)	1.197 (30.4)	1.467 (39.5)	2.094 (53.2)	1.25 (31.8)	1.197 (30.4)	1.034 (1.034)	1.132 (28.8)	1.091 (27.7)
24	25	1.123 (28.5)	1.323 (33.6)	1.461 (37.1)	2.281 (57.9)	1.28 (32.5)	1.323 (33.6)	1.149 (29.2)	1.257 (31.9)	1.217 (30.9)

TABLE III: FINISH

Symbol	Finish
XB	Composite Material—No Plating, Color Black, Brass Interface Shroud and Adapter—Nickel Plated
XMT	2000 Hour Corrosion Resistant Ni-PTFE, Nickel-Fluorocarbon Polymer. <i>1000 Hour Grey™</i>
XN	Composite Material—No Plating, Color Black and Brown, Brass Interface Shroud and Adapter—Selectively Cadmium Plated (See Detail B)

TABLE IV: BRAID TYPE

Symbol	Braid Type
A	100% AmberStrand®
B	75%/25% AmberStrand® Blend
<i>Standard</i>	Nickel/Copper 34awg
T	Tin/Copper 34awg

NOTES

1. See Table I in Intro for front-end dimensional details.
2. See composite thermoplastic shield sock assembly procedure for detailed installation instructions.
3. Coupling nut supplied unplated.