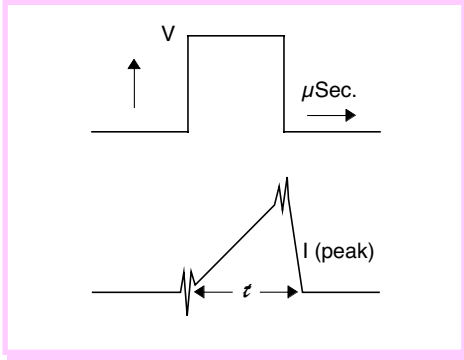


# Surface Mount Power Inductor

## EPI E Series



### Features of the EPI "E" Series of Surface Mount Power Inductors

- Low loss material ensures operation in high frequency switching converters, such as Buck, Boost or as output averaging filter inductor
- Also suitable for use in high quality filter applications
- 250 KHz Switching Frequency

### Primary Specification

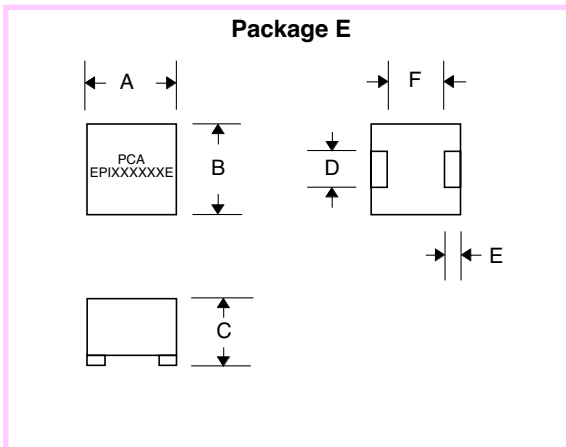
Part Number	Inductance ( $\mu\text{H} \pm 15\%$ ) @ 0 Adc	DCR ( $\Omega$ Typ.)
EPI1L2982E	1.2 $\pm$ 20%	.004
EPI2L4802E	2.4 $\pm$ 20%	.005
EPI3L5752E	3.5 $\pm$ 20%	.006
EPI4L7682E	4.7 $\pm$ 20%	.009
EPI6L1662E	6.1	.011
EPI100542E	10	.014
EPI120492E	12	.018
EPI150452E	15	.020
EPI180392E	18	.029
EPI220362E	22	.033
EPI270342E	27	.036
EPI330302E	33	.048
EPI390272E	39	.053
EPI470252E	47	.075
EPI560242E	56	.084

I Saturation (Amperes)	Vt (V- $\mu\text{sec}$ )	Temperature Rise Isat $^{\circ}\text{C}$ (Typ.)
9.8	2.0	43
8.0	2.7	39
7.5	3.4	42
6.8	3.7	48
6.6	4.4	52
5.4	5.6	47
4.9	6.0	49
4.5	6.6	46
3.9	7.2	49
3.6	8.0	48
3.4	9.0	47
3.0	10.0	49
2.7	11.0	45
2.5	12.0	52
2.4	13.2	53

**Note :**

- 1) Core loss at ref. Vt: 37 mW
- 2) Inductance change at Isat: 30% Max.

### Package E

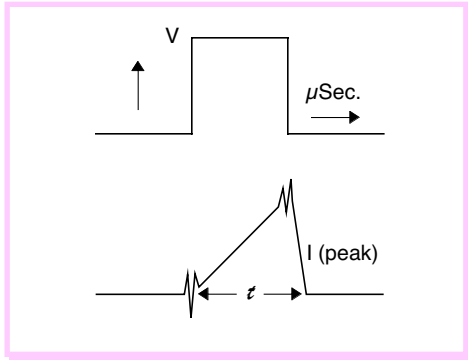


### Dimensions

Dim.	(Inches)			(Millimeters)		
	Min.	Max.	Nom.	Min.	Max.	Nom.
A	---	---	.472	---	---	12.0
B	---	---	.472	---	---	12.0
C	---	.315	---	---	8.0	---
D	---	---	.197	---	---	5.0
E	---	---	.087	---	---	2.2
F	---	---	.299	---	---	7.6

# Surface Mount Power Inductor

## EPI E Series



### Features of the EPI "E" Series of Surface Mount Power Inductors

- Low loss material ensures operation in high frequency switching converters, such as Buck, Boost or as output averaging filter inductor
- Also suitable for use in high quality filter applications
- 250 KHz Switching Frequency

### Primary Specification

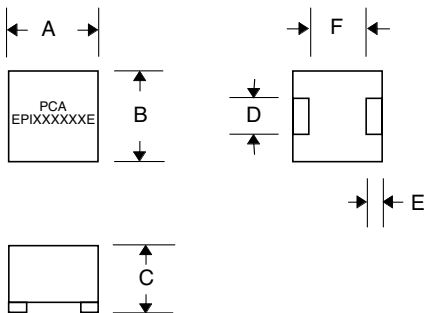
Part Number	Inductance ( $\mu\text{H} \pm 15\%$ ) @ 0 Adc	DCR ( $\Omega$ Typ.)
EPI680212E	68	.092
EPI820192E	82	.123
EPI101172E	100	.176
EPI121162E	120	.193
EPI151142E	150	.216
EPI181132E	180	.290
EPI221122E	220	0.32
EPI271112E	270	0.36
EPI331102E	330	0.49
EPI390901E	390	0.53
EPI471801E	470	0.74
EPI561701E	560	1.03
EPI681651E	680	1.13
EPI821601E	820	1.24
EPI102551E	1000	1.37

I Saturation (Amperes)	Vt (V- $\mu\text{sec}$ )	Temperature Rise Isat ( $^{\circ}\text{C}$ (Typ.))
2.1	14.6	46
1.9	16.0	50
1.7	17.6	55
1.6	19.2	54
1.4	21.6	48
1.3	23.6	54
1.2	25.6	51
1.1	28.8	49
1.0	31.6	54
0.9	34.4	49
0.8	37.6	53
0.7	41.6	55
0.65	45.2	53
0.6	50	50
0.55	55.2	47

### Note :

- 1) Core loss at ref. Vt: 37 mW
- 2) Inductance change at Isat: 30% Max.

### Package E



### Dimensions

Dim.	(Inches)			(Millimeters)		
	Min.	Max.	Nom.	Min.	Max.	Nom.
A	---	---	.472	---	---	12.0
B	---	---	.472	---	---	12.0
C	---	.315	---	---	8.0	---
D	---	---	.197	---	---	5.0
E	---	---	.087	---	---	2.2
F	---	---	.299	---	---	7.6