

EPI KSP56 & EPI KSP56-LF Series

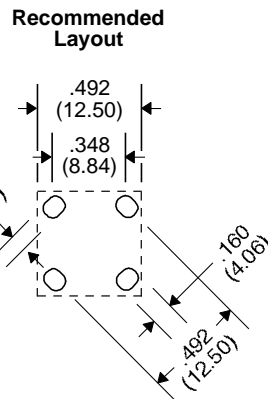
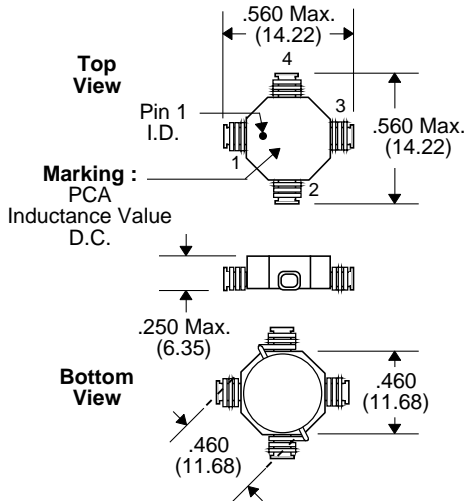


- Low loss material ensures operation in high frequency switching converters, such as Buck, Boost or as output averaging filter inductor, coupled inductor or flyback transformer
- Low cost Robust construction to withstand most SMT processes
- Also suitable for use in high quality filter applications
- Add “-LF” after part number for Lead-Free
- Very low core loss ferrite materials

Primary Specification

Part Number	Connection	Inductance ($\mu\text{H} \pm 15\%$) @ 0 Adc	Inductance ($\mu\text{H} \pm 15\%$) @ Idc	DCR (Typ.)	I dc (Amps)	ET (V- $\mu\text{Sec.}$) @ 200 KHz
EPI0L3143KSP56(-LF)	Series	1.35	1.29	.0064	7.0	7.70
	Parallel	.34	.33	.0016	14.0	3.85
EPI0L7123KSP56(-LF)	Series	3.03	2.9	.0116	6.0	11.5
	Parallel	.76	.73	.0029	12.0	5.75
EPI1L0103KSP56(-LF)	Series	4.12	3.92	.152	5.0	13.5
	Parallel	1.03	.98	.0038	10.0	6.75
EPI2L1802KSP56(-LF)	Series	8.4	8.0	.026	4.0	19.2
	Parallel	2.1	2.0	.0065	8.0	9.6
EPI3L5642KSP56(-LF)	Series	14.2	13.5	.040	3.2	25.0
	Parallel	3.55	3.38	.010	6.4	12.5
EPI4L7602KSP56(-LF)	Series	18.9	19.0	.048	3.0	28.8
	Parallel	4.7	4.5	.012	6.0	14.4
EPI6L8502KSP56(-LF)	Series	27.2	25.9	.068	2.5	34.6
	Parallel	6.8	6.50	.017	5.0	17.3
EPI8L4452KSP56(-LF)	Series	33.6	32.0	.072	2.25	38.4
	Parallel	8.4	8.0	.018	4.5	19.2
EPI4L3352KSP56(-LF)	Series	33.6	32.9	.072	1.75	38.4
	Parallel	8.4	8.2	.018	3.5	19.2
EPI100412KSP56(-LF)	Series	40.7	38.7	.100	2.05	42.2
	Parallel	10.2	9.7	.025	4.1	21.1

Package KSP56(-LF)



Schematic



Notes :	EPIXXXXXXKSP56L	EPIXXXXXXKSP56L-LF
1. Lead Finish	SnPb	Hot Tin Dip (Sn)
2. Peak Solder Rating (for wave solder process Only)	225°C	245°C
4. Weight	1.3 grams	1.3 grams
5. Packaging Information (Tube)	TBD pcs / tube	TBD pcs / tube

Unless Otherwise Specified Dimensions are in Inches /mm $\pm .010 / .25$

EPI KSP56 & EPI KSP56-LF Series



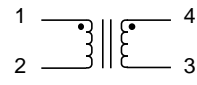
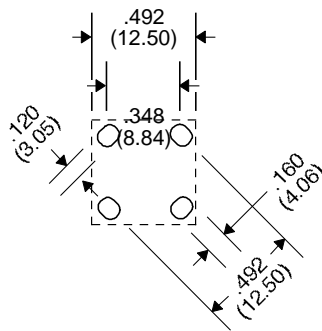
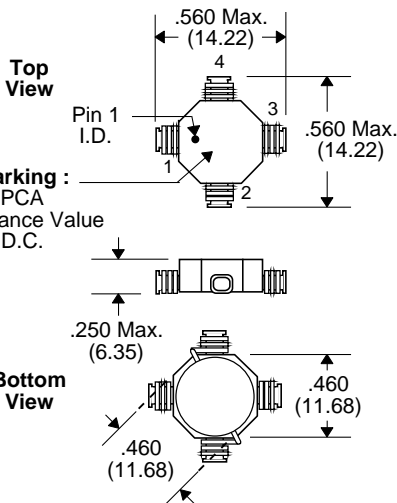
- Low loss material ensures operation in high frequency switching converters, such as Buck, Boost or as output averaging filter inductor, coupled inductor or flyback transformer
- Low cost Robust construction to withstand most SMT processes
- Also suitable for use in high quality filter applications
- Add “-LF” after part number for Lead-Free
- Very low core loss ferrite materials

Primary Specification

Part Number	Connection	Inductance ($\mu\text{H} \pm 15\%$) @ 0 Adc	Inductance ($\mu\text{H} \pm 15\%$) @ Idc	DCR (Typ.)	I dc (Amps)	ET (V- $\mu\text{Sec.}$) @ 200 KHz
EPI120372KSP56(-LF)	Series	48.4	46.0	.108	1.88	46.0
EPI120372KSP56(-LF)	Parallel	12.1	11.5	.027	3.76	23.0
EPI150342KSP56(-LF)	Series	61.2	57.0	.124	1.72	51.8
EPI150342KSP56(-LF)	Parallel	15.3	14.3	.031	3.44	25.9
EPI200302KSP56(-LF)	Series	80.7	75.1	.176	1.5	59.0
EPI200302KSP56(-LF)	Parallel	20.2	18.4	.044	3.0	29.5
EPI220282KSP56(-LF)	Series	91.5	85.1	.188	1.4	63.4
EPI220282KSP56(-LF)	Parallel	22.9	21.3	.047	2.8	31.7
EPI250262KSP56(-LF)	Series	102.9	95.7	.236	1.32	67.0
EPI250262KSP56(-LF)	Parallel	25.7	23.9	.059	2.64	33.5
EPI330232KSP56(-LF)	Series	134.4	125.0	.268	1.16	76.6
EPI330232KSP56(-LF)	Parallel	33.6	31.3	.067	2.32	38.3
EPI500192KSP56(-LF)	Series	201.7	187.6	.424	.94	94.0
EPI500192KSP56(-LF)	Parallel	50.4	46.9	.106	1.88	47.0
EPI680162KSP56(-LF)	Series	272.9	253.9	.608	.81	109.0
EPI680162KSP56(-LF)	Parallel	68.2	63.5	.152	1.62	54.5
EPI101132KSP56(-LF)	Series	400.0	372.0	.916	.67	132.0
EPI101132KSP56(-LF)	Parallel	100.0	93.0	.229	1.34	66.0
EPI151102KSP56(-LF)	Series	606.9	564.4	1.444	.54	163.0
EPI151102KSP56(-LF)	Parallel	151.7	141.1	.361	1.08	81.5
EPI201941KSP56(-LF)	Series	806.7	750.4	1.668	.47	182.0
EPI201941KSP56(-LF)	Parallel	201.7	187.6	.417	.94	91.0
EPI301771KSP56(-LF)	Series	1209.6	1125.2	2.576	.385	230.0
EPI301771KSP56(-LF)	Parallel	302.4	281.3	.644	.77	115.0

Package KSP56(-LF) Recommended Layout

Schematic



Notes :	EPIXXXXXXKSP56L	EPIXXXXXXKSP56L-LF
1. Lead Finish	SnPb	Hot Tin Dip (Sn)
2. Peak Solder Rating (for wave solder process Only)	225°C	245°C
4. Weight	1.3 grams	1.3 grams
5. Packaging Information (Tube)	TBD pcs / tube	TBD pcs / tube

Unless Otherwise Specified Dimensions are in Inches /mm $\pm .010 / .25$