

SEA

SMD Small Emitter Antenna 46.4x10.60x6.90mm (33 uH - 470 uH)

Features

This part can be used as emitter antenna of a RF application in low frequency range and can be mounted like any other SMD component, directly to the PCB. Some use example: telemetric, telecontrol, atomic watch, PKE, etc.

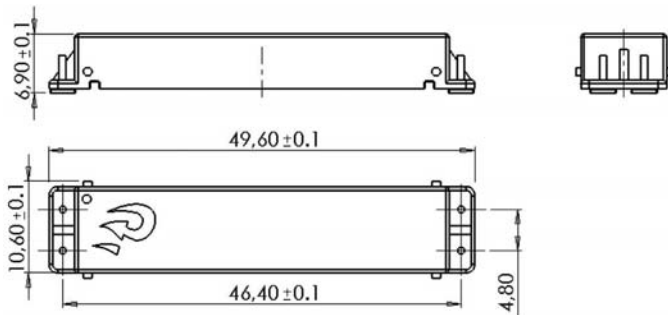
Size of this component compared to other existing emitter antennas is very small.

Characteristics

- Small size
- High stability in temperature (-40°C up to +125°C)
- Wide working range (20kHz - 150kHz)
- SMD mounting
- Custom inductance value under demand

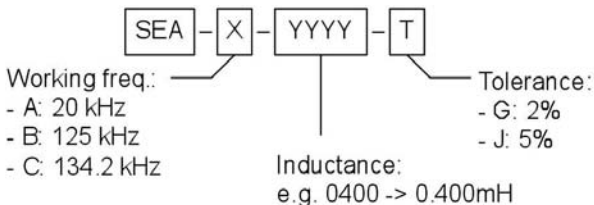


Mechanical dimensions



Dimensions in mm

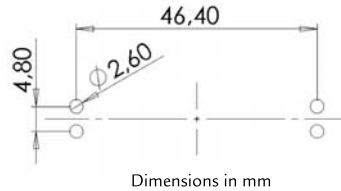
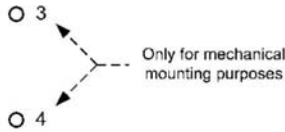
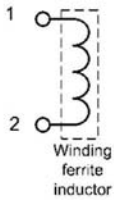
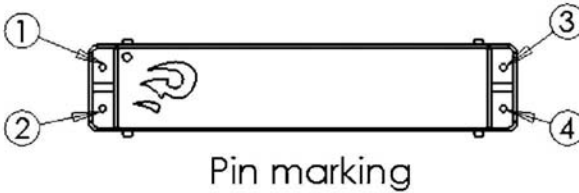
Nomenclature description



SEA

SMD Small Emitter Antenna 46.4x10.60x6.90mm (33 uH - 470 uH)

Electrical diagram and recommended pad layout



Electrical specifications

Operating Frequency @20kHz

P/N	L (mH)	Tolerance	Cres (nF)	SRF (MHz)
SEA-A-0192J	0.192	5%	330	>3
SEA-A-0352J	0.352	5%	180	>3
SEA-A-0528J	0.528	5%	120	>3

Operating Frequency @125kHz

P/N	L (mH)	Tolerance	Cres (nF)	SRF (MHz)
SEA-B-0033J	0.033	5%	47	>3
SEA-B-0345J	0.345	5%	4.7	>3
SEA-B-0500J	0.500	5%	3.3	>3
SEA-B-0734J	0.734	5%	2.2	>3

Operating Frequency @134.2kHz

P/N	L (mH)	Tolerance	Cres (nF)	SRF (MHz)
SEA-C-0030J	0.030	5%	47	>3
SEA-C-0300J	0.300	5%	4.7	>3

Cres: Capacitor for tuning circuit

Add under the chart: This chart is a reference guide for the most common required values at working frequency of 125 kHz. Any other inductance value at LF or tighter tolerances can be provided. Please contact our sales department for any inquiry. Sensitivity measured with Helmholtz coils H=8.36 App/m @125 kHz. Contact us for measurement specification.