

# GREEN FTTX 1310/1490/1550 WDM (1x2)

## MWDMGFTTX Series

### Product Description

Oplink's FTTX 1310/1490/1550 WDM is based on patented athermal platform for optical device. This multiplexer features ultra low insertion loss, super thermal stability, and unparallel reliability. The technology is a lead-free packaging platform and no epoxy in the optical path. Green OADM is Telcordia GR-1221 and GR-1209 tested, qualified for uncontrolled environment applications and complied with industry green initiatives such as Rohs and WEEE.



### Performance Specification

MWDMGFTTX Series		Min	Typical	Max	Unit
Pass Channel Wavelength Range $\lambda_p$		1260 ~ 1360, 1480 ~ 1500			nm
Reflection Channel Wavelength Range $\lambda_R$		1550 ~ 1560			nm
Insertion Loss *	Pass Channel		0.7	0.80	dB
	Reflect Channel	Standard	0.5	0.60	dB
		High Isolation	0.7	0.80	
Isolation	Add/Drop @ $\lambda_R$	40			dB
	Express @ $\lambda_P$	Standard	30		dB
		High Isolation	45		
Polarization Dependent Loss				0.20	dB
Polarization Mode Dispersion				0.20	ps
Pass Channel Ripple				0.5	dB
Directivity		50			dB
Return Loss		50			dB
Operating Power				300	mW
Fiber Type		Corning SMF-28			
Operating Temperature		0 to +70			°C
Storage Temperature		-40 to +85			°C
Package Dimensions **	250 $\mu$ m Bare Fiber	P1: ( $\phi$ ) 5.5 x (L) 34.0			mm
	900 $\mu$ m Loose Tube	P2: ( $\phi$ ) 5.5 x (L) 40.0			

Note:

\* Values are referenced without connector loss.

\*\* The mechanical tolerance should be +/-0.2 mm on all package dimensions unless otherwise custom specified.

\*\*\* The maximum IL is under all states of polarization and within the full operating temperature and wavelength ranges specified.

### Features

- ◆ Environmental Green Plan Compliance
- ◆ Ultra-low Insertion Loss
- ◆ Narrow Down Distribution
- ◆ Super Thermal Stability
- ◆ High Channel Isolation
- ◆ High Reliability
- ◆ Epoxy-free Optical Path

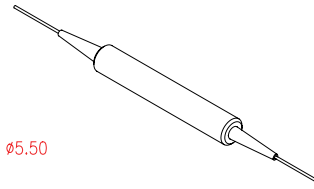
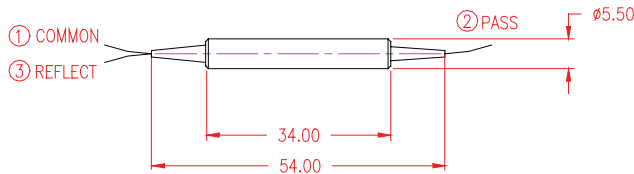
### Applications

- ◆ WDM System for Metro/Access Market
- ◆ FTTX Application

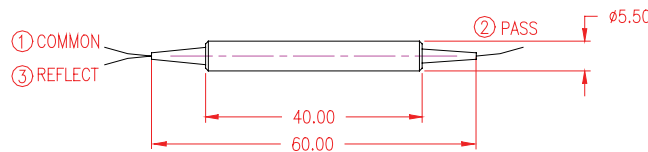
**MWDMGFTTX SERIES**

**Mechanical Drawing / Package Dimensions (dimension in mm)**

P1: 250 μm bare fiber

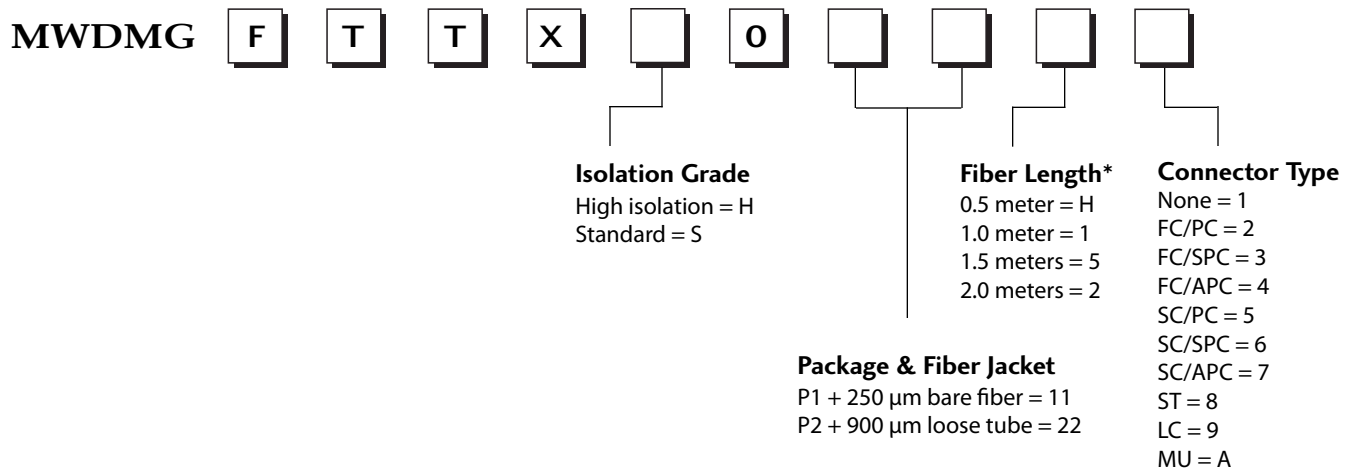


P2: 900 μm loose tube



**Ordering Information**

Oplink can provide a remarkable range of customized optical solutions. For detail, please contact Oplink's OEM design team or account manager for your requirements and ordering information (510) 933-7200.



\* The tolerance of fiber length is +/-0.1m. 1 meter is standard. The lead-time for special fiber length will be longer.