



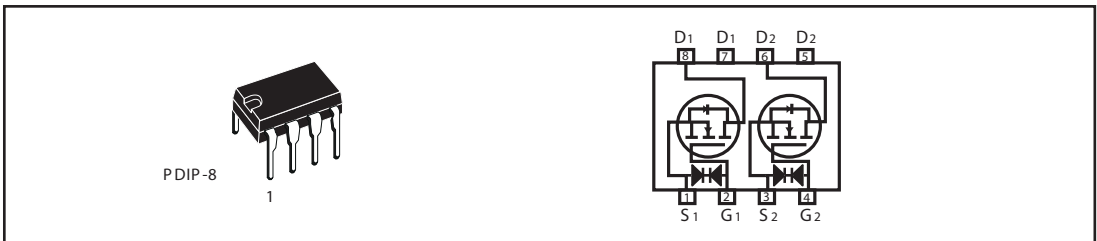
STA6610

Dual N-Channel Enhancement Mode Field Effect Transistor

PRODUCT SUMMARY		
V _{DSS}	I _D	R _{DS(ON)} (mΩ) Max
30V	7.6A	23 @ V _{GS} = 10V 35 @ V _{GS} = 4.5V

FEATURES

- Super high dense cell design for low R_{DS(ON)}.
- Rugged and reliable.
- Surface Mount Package.
- ESD Protected.



ABSOLUTE MAXIMUM RATINGS (T_A=25 °C unless otherwise noted)

Parameter	Symbol	N-Channel	Unit
Drain-Source Voltage	V _{DS}	30	V
Gate-Source Voltage	V _{GS}	±20	V
Drain Current-Continuous ^a @ T _a	I _D	25 °C	7.6
		70 °C	6
-Pulsed ^b	I _{DM}	30	A
Drain-Source Diode Forward Current ^a	I _S	1.7	A
Maximum Power Dissipation ^a	P _D	T _a =25 °C	3
		T _a =70 °C	2
Operating Junction and Storage Temperature Range	T _J , T _{STG}	-55 to 150	°C

THERMAL CHARACTERISTICS

Thermal Resistance, Junction-to-Ambient ^a	R _{θJA}	41.5	°C/W
--	------------------	------	------

STA6610

ELECTRICAL CHARACTERISTICS (T_A=25 °C unless otherwise noted)

Parameter	Symbol	Condition	Min	Typ ^c	Max	Unit
OFF CHARACTERISTICS						
Drain-Source Breakdown Voltage	BV _{DSS}	V _{GS} =0V, I _D =250uA	30			V
Zero Gate Voltage Drain Current	I _{DSS}	V _{DS} =24V, V _{GS} =0V			1	uA
Gate-Body Leakage	I _{GSS}	V _{GS} =±20V, V _{DS} =0V			±10	uA
ON CHARACTERISTICS^b						
Gate Threshold Voltage	V _{GS(th)}	V _{DS} =V _{GS} , I _D =250uA	1.0	1.8	3	V
Drain-Source On-State Resistance	R _{DS(ON)}	V _{GS} =10V, I _D =7A		17	23	m ohm
		V _{GS} =4.5V, I _D =5A		23	35	m ohm
On-State Drain Current	I _{D(ON)}	V _{DS} =15V, V _{GS} =10V	20			A
Forward Transconductance	g _{FS}	V _{DS} =10V, I _D =7A		15		S
DYNAMIC CHARACTERISTICS^c						
Input Capacitance	C _{ISS}	V _{DS} =15V, V _{GS} =0V f=1.0MHz		620		pF
Output Capacitance	C _{OSS}			190		pF
Reverse Transfer Capacitance	C _{RSS}			115		pF
SWITCHING CHARACTERISTICS^c						
Turn-On Delay Time	t _{D(ON)}	V _{DD} =15V, I _D =7A, R _L =2.1 ohm, V _{GS} =10V, R _{GEN} =6 ohm		13		ns
Rise Time	t _r			14.4		ns
Turn-Off Delay Time	t _{D(OFF)}			40		ns
Fall Time	t _f			8.4		ns
Total Gate Charge	Q _g	V _{DS} =15V, I _D =7A, V _{GS} =10V		13		nC
		V _{DS} =15V, I _D =7A, V _{GS} =4.5V		6.8		nC
Gate-Source Charge	Q _{gs}	V _{DS} =15V, I _D =7A, V _{GS} =10V		1.5		nC
Gate-Drain Charge	Q _{gd}			3.5		nC

STA6610

ELECTRICAL CHARACTERISTICS ($T_A=25^{\circ}\text{C}$ unless otherwise noted)

Parameter	Symbol	Condition	Min	Typ ^c	Max	Unit
DRAIN-SOURCE DIODE CHARACTERISTICS^b						
Diode Forward Voltage	V_{SD}	$V_{GS} = 0\text{V}, I_s = 1.7\text{A}$		0.8	1.2	V

Notes

- a. Surface Mounted on FR4 Board, $t \leq 10\text{sec}$.
- b. Pulse Test: Pulse Width $\leq 300 \mu\text{s}$, Duty Cycle $\leq 2\%$.
- c. Guaranteed by design, not subject to production testing.

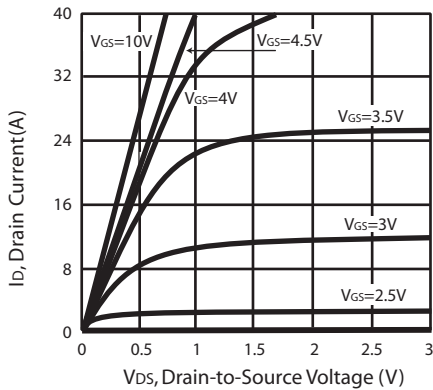


Figure 1. Output Characteristics

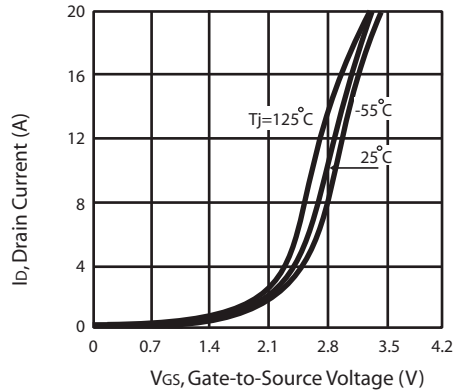


Figure 2. Transfer Characteristics

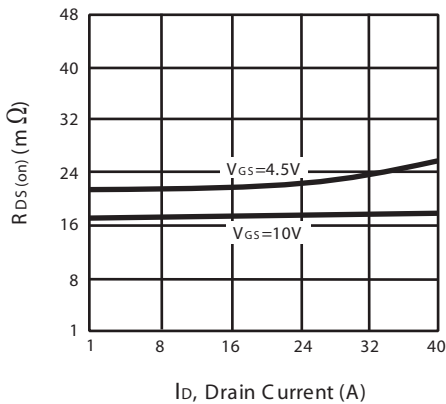


Figure 3. On-Resistance vs. Drain Current and Gate Voltage

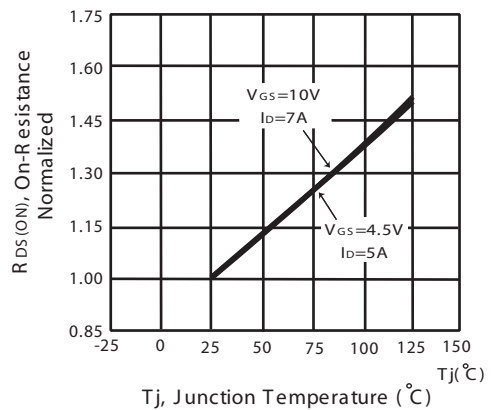


Figure 4. On-Resistance Variation with Drain Current and Temperature

STA6610

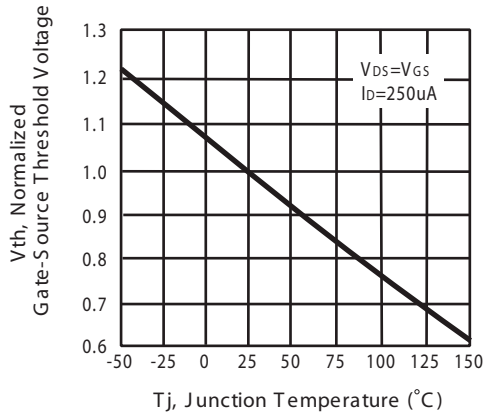


Figure 5. Gate Threshold Variation with Temperature

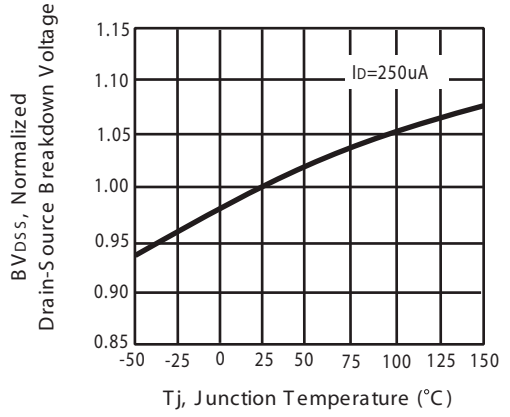


Figure 6. Breakdown Voltage Variation with Temperature

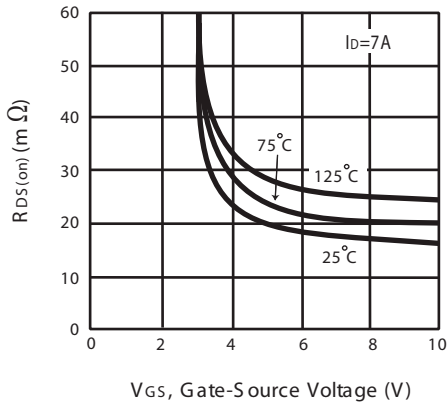


Figure 7. On-Resistance vs. Gate-Source Voltage

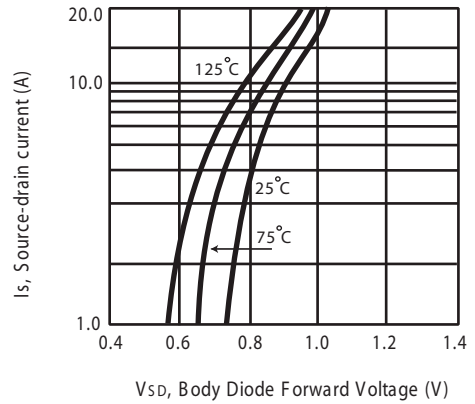


Figure 8. Body Diode Forward Voltage Variation with Source Current

STA6610

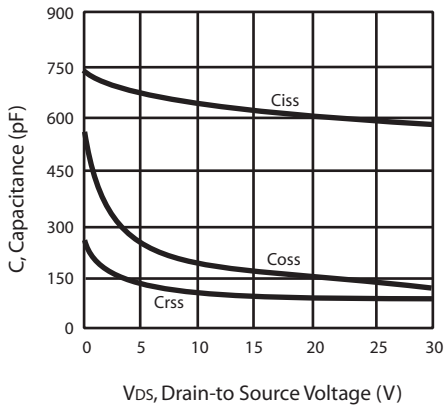


Figure 8. Capacitance

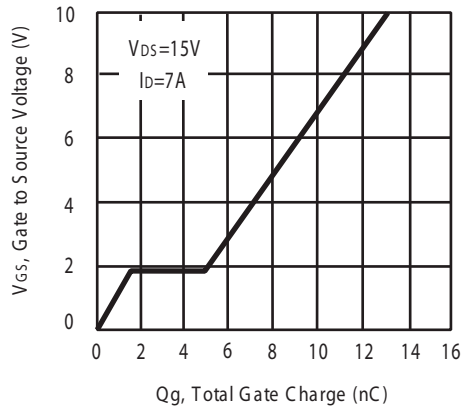


Figure 9. Gate Charge

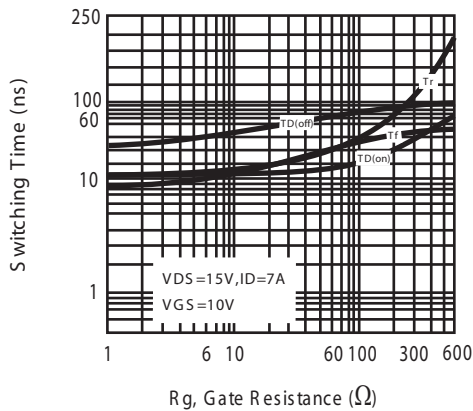


Figure 11. switching characteristics

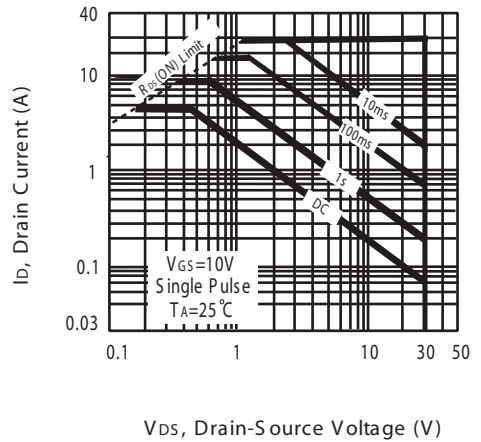
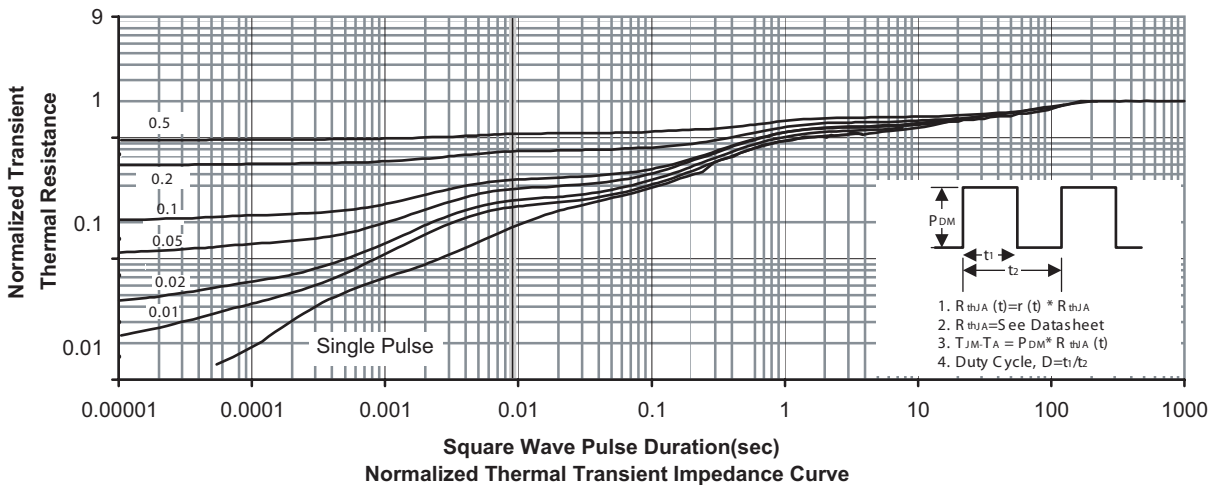


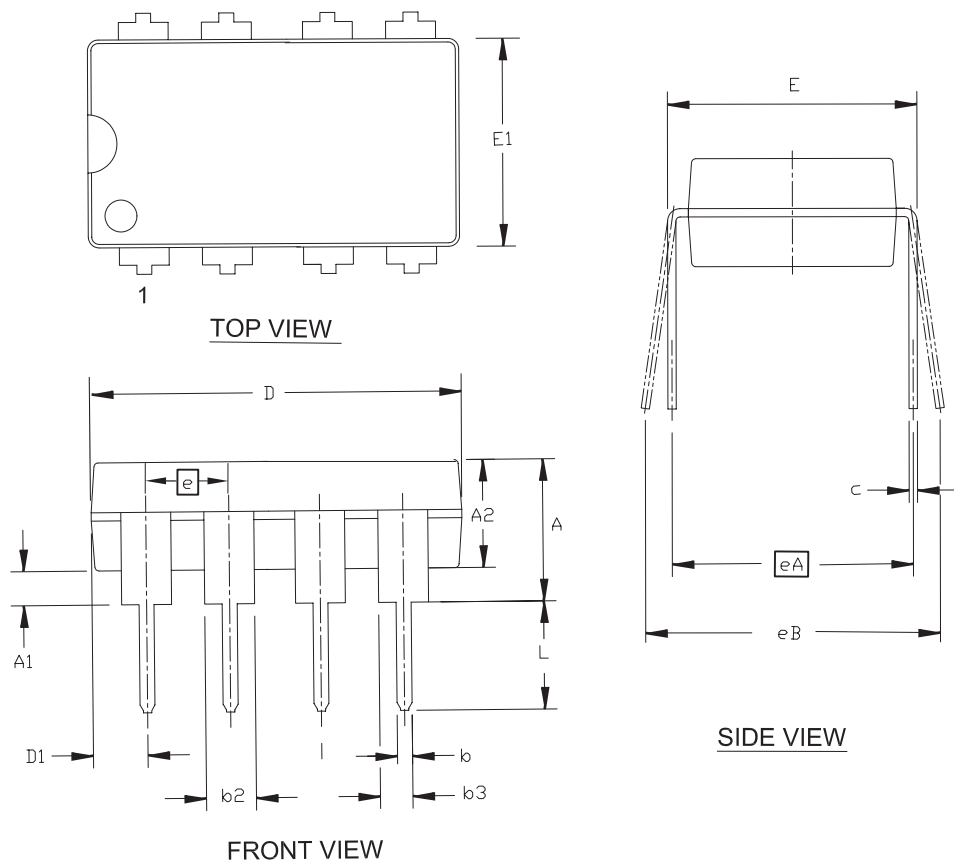
Figure 10. Maximum Safe Operating Area



STA6610

PACKAGE OUTLINE DIMENSIONS

PDIP 8



SYMBOL	INCHES			MILLIMETERS		
	MIN	NOM	MAX	MIN	NOM	MAX
A	.145	.172	.200	3.68	4.37	5.08
A1	.020	-	-	0.51	-	-
A2	.125	.130	.135	3.18	3.30	3.43
b	.015	.018	.021	0.38	0.46	0.53
c	.009	.012	.014	0.23	0.30	0.36
b2	.045	.060	.070	1.14	1.52	1.78
b3	.030	.039	.045	0.76	0.99	1.14
L	.125	.132	.140	3.18	3.35	3.56
e	.090	.100	.110	2.29	2.54	2.79
D	.373	.386	.400	9.47	9.80	10.16
D1	.030	.045	.060	0.76	1.14	1.52
E	.300	.310	.320	7.62	7.87	8.13
E1	.245	.250	.255	6.22	6.35	6.48
eA	.280	-	-	7.11	-	-
eB	.310	.325	.365	7.87	8.26	9.27