


## M32182T2-PTC

### Converter for In-circuit Connection (for M32182 Group)


#### Function

The M32182T2-PTC is a converter for featuring the debugging function such as real-time tracing when using emulators M32100T5-SDI-E, M32100T3-SDI-E, M32100T2-SDI-E or M32170T-SDI(Discontinued product) or M32100T-SDI-E (Discontinued product) with the M32182FxxFP.

#### External and dimension



《Side View》



#### Package Components

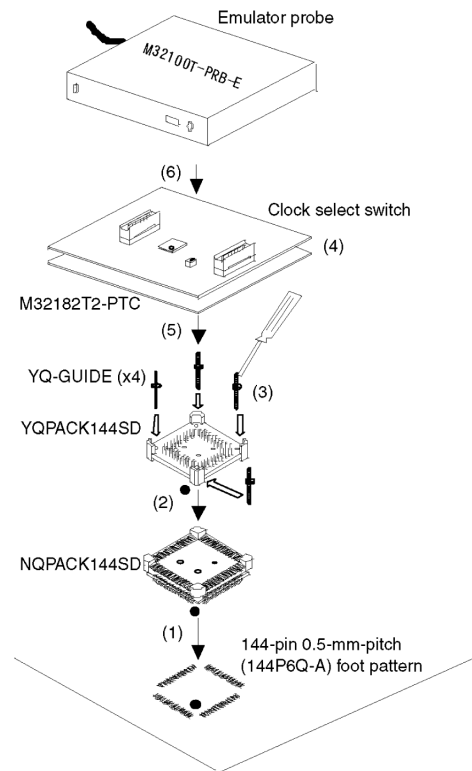
- M32182T2-PTC converter
- YQPACK144SD (made by Tokyo Eletech Co., Ltd.)
- NQPACK144SD (made by Tokyo Eletech Co., Ltd.)
- YQ-GUIDE (× 4)
- Phillips screw driver (made by Tokyo Eletech Co., Ltd.)
- User's manual

\*Required components to connect to the target system are included with this product package. Each component made by Tokyo Eletech Co., Ltd. is optionally available alone from Tokyo Eletech Co., Ltd. See Appendix G "Contact Addresses for Partner Products".

#### Attaching Procedure

##### For the M32100T2-SDI-E and M32100T3-SDI-E (When debugging)

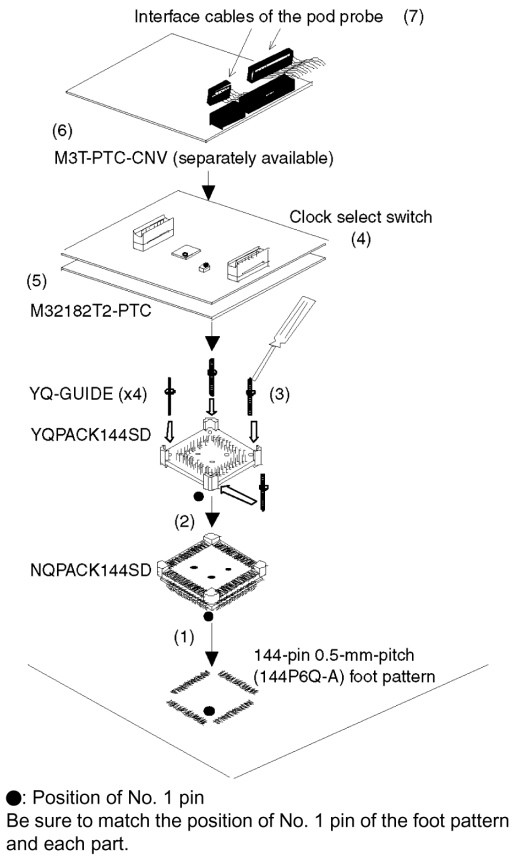
- (1) Mount NQPACK144SD on the foot pattern on the target system.
- (2) On top of (1), mount YQPACK144SD.
- (3) Screw down the YQPACK144SD with YQ-GUIDE's.
- (4) Set the clock select switch.
- (5) Mount the M32182T2-PTC on the YQPACK144SD.
- (6) Connect the emulator probe to the M32182T2-PTC.



●: Position of No. 1 pin  
Be sure to match the position of No. 1 pin of the foot pattern and each part.

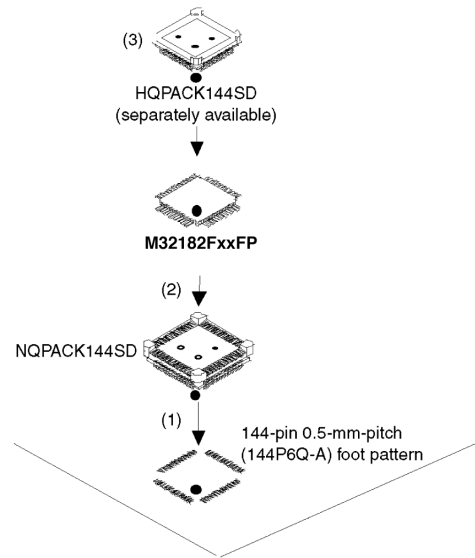
For the M32100T-SDI-E and M32170T-SDI (When debugging)

- (1) Mount NQPACK144SD on the foot pattern on the target system.
- (2) On top of (1), mount YQPACK144SD.
- (3) Screw down the YQPACK144SD with YQ-GUIDE's.
- (4) Set the clock select switch.
- (5) Mount the M32182T2-PTC on the YQPACK144SD.
- (6) Mount the M3T-PTC-CNV on the M32182T2-PTC.
- (7) Connect the probe of the emulation pod and the M32182T2-PTC via the SDI MCU control interface cable and the SDI trace interface cable.

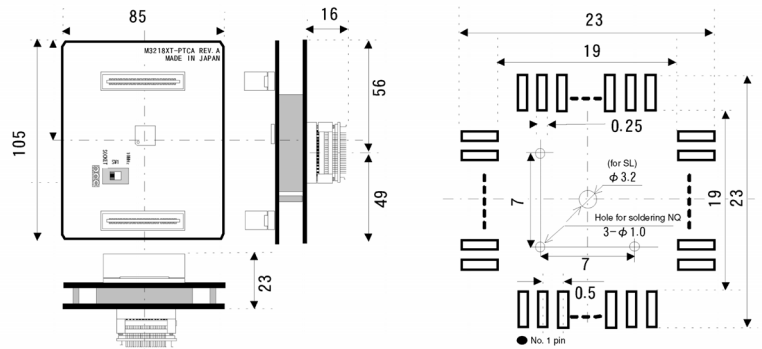


During board-mounted evaluation

- (1) Mount the NQPACK144SD.
- (2) Mount the M32182FxxFP on the NQPACK144SD.
- (3) Mount the HQPACK144SD (option) on the NQPACK144SD.



Recommended Foot Pattern (Unit: mm)



[Ordering Information] See Appendix H "Ordering Information".

\*All brand names and product names are trademarks or registered trademarks of their respective companies.