


ACT9300SSC

Compatible with Eu Directive
2002/EC - RoHS

The ACT9300SSC is housed in a miniature, low profile SMD package, with a ceramic base utilising a seam welded metal lid for high reliability and better long-term stability. Spread Spectrum Technology is employed to assist with EMI emission reductions. This 5x3.2mm device is available with CMOS output with a supply voltage of 3.3V. Taped and reeled packaging (1K reels, 16mm tape) and loose quantities are available for purchase, to suit high and low volume production. Other Spread Spectrum devices available in DIL14 and 9.6x11.4x2.5 on request. Tri-state on pin 1 is available for the 1.0 and 3.0% options.



SPECIFICATION

Parameter	Symbol	Specification	Condition
Supply Voltage	V _{DD}	3.3V _{DC} ± 5%	
Frequency Range	f _o	6.000 ~160.0 MHz	Please specify
Frequency Stability	Δf/f _o	±25ppm, ±50ppm or ±100ppm	Please specify
Temp Operating Range	T _{opr}	0 ~ +70°C or -40 ~ +85°C	Please specify
Temp Storage Range	T _{stg}	-65 to +150°C	Freq Dependant
Operating Current	I _{op}	7mA (10MHz) 8mA (32.768MHz) 17mA (75MHz) 18mA (125MHz)	
Spread Percentage Down spread or Centre spread need to be Specified when ordering.**	Total %	Down Spread %	Centre Spread % ©
	0.5#	-0.5#	±0.25#
	1.0	-1	±0.5
Tolerance ±2% of Total%	3.0	-3%	±1.5
EMI Reduction		-7dBc 100MHz at C=0.25# -9dBc min 100MHz at C=0.5 -15dBc min 100MHz at C=1.5	dBc: with respect to EMI level with no modulation. See examples
Modulation Carrier Frequency		6.9KHz min, 55.5KHz max	Dependant on frequency
Duty Cycle	T _w /t	45/55%	C _L =15pF: @50%V _{DD}
Output Level '0'	V _{OL}	0.8V max 0.2 V typical (at 10% V _{DD})	
Output Level '1'	V _{OH}	2.0V min 3.2V typical (at 90% V _{DD})	
Output Impedance		40 ohms typical	
Rise & Fall Time (max)	T _{rTf}	4.0nS max (10%V _{DD} to 90%V _{DD})	
Output Load	N/CL	15pF CMOS	
Start-up Time	T _{osc}	5mS max, 2mS Typical	
Tri-state#		Tri state: output when low. Disable time 100nS max	100K int'l pull up resistor
Static discharge Voltage		>2000V	MIL STD 883 Method 3015
Ageing	F _a	±5ppm	first year max @25°C
Cycle to Cycle Jitter	T _j	±250pS typical, ±300pS max	for 13 MHz Oscillator

Notes:

- **For initial design samples centre spread 1.5% is recommended.
- # Tri state not available on 0.5% total spread versions.

Please note that all parameters can not necessarily be specified in the same device

Customer to Specify : Frequency, Frequency Stability, Operating Temperature Range, Centre or down Spread, Spread Percentage
 In line with our ongoing policy of product evolution and improvement, the above specification is subject to change without notice.

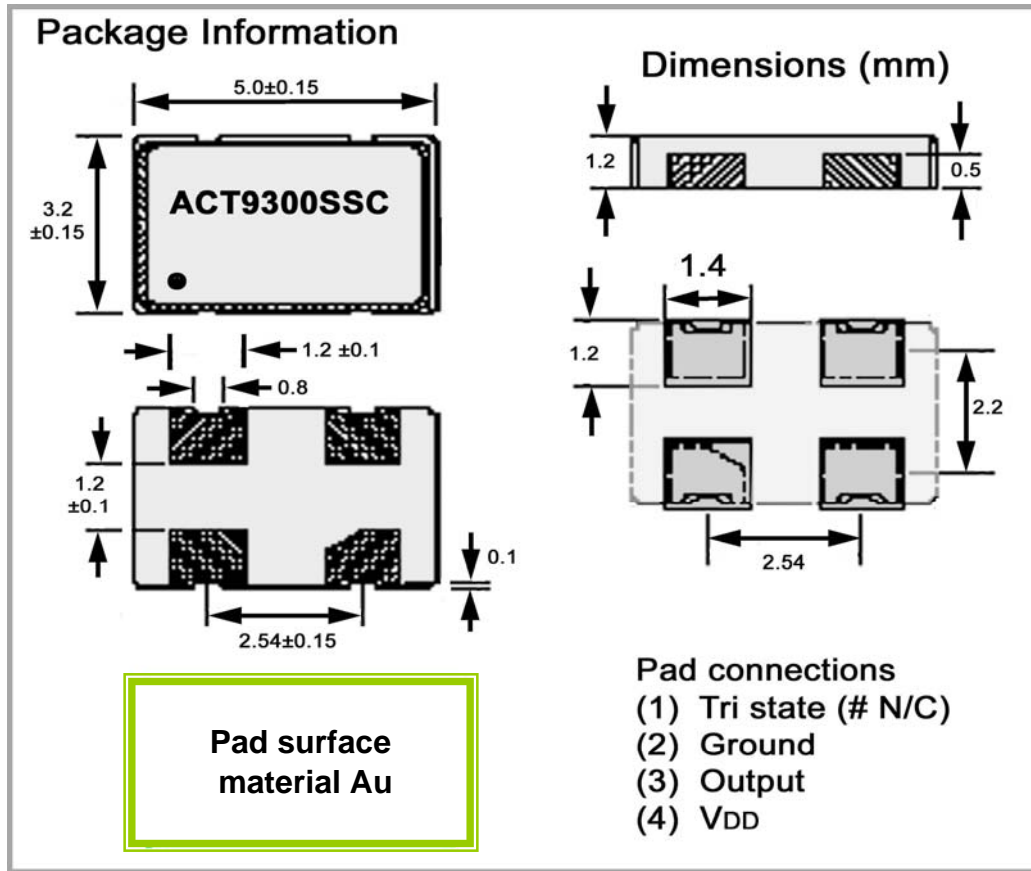
ISO9001: 2000 Registered

For quotations or further information please contact us at:
 3 The Business Centre, Molly Millars Lane, Wokingham, Berks, RG41 2EY, UK

<http://www.actcrystals.com>

Issue:2 M6
 Date:26/10/05

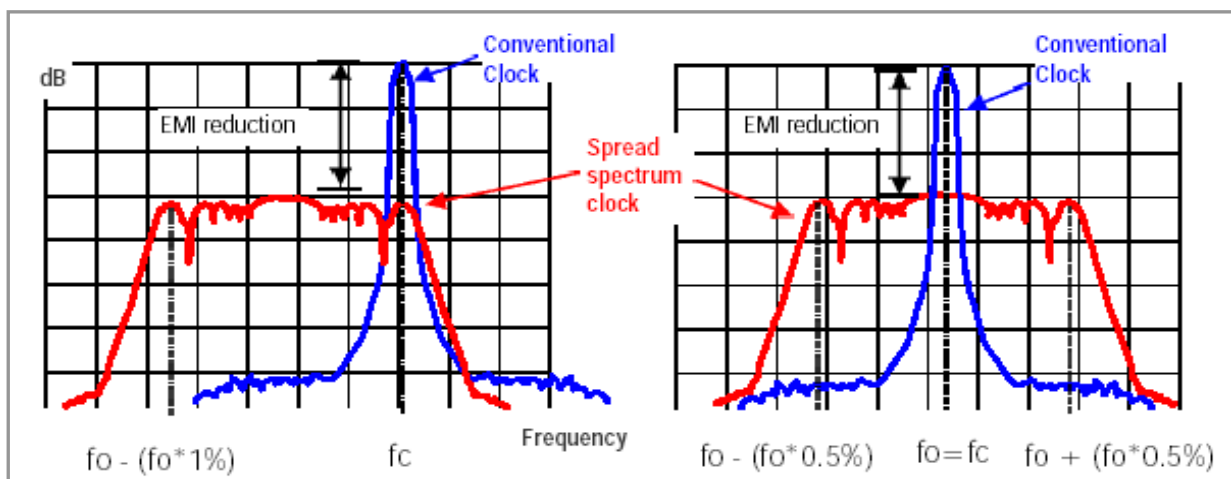
ACT9300SSC



Spread Spectrum principle:

Down Spread

Centre Spread



In line with our ongoing policy of product evolution and improvement, the above specification is subject to change without notice.

ISO9001: 2000 Registered

For quotations or further information please contact us at:

3 The Business Centre, Molly Millars Lane, Wokingham, Berks, RG41 2EY, UK

<http://www.actcrystals.com>

ACT9300SSC

Spread Spectrum principle (continued from page 2)

Spread Spectrum Clock (SSC), the mode energy of a spread spectrum clock is spread over a wider bandwidth, resulting from the frequency modulation technique. The modulation carrier frequency is in the KHz range which makes the modulation process transparent to the oscillator frequency. The controlled modulation process can be on all of one side of the nominal frequency (**DOWN SPREAD**) or equally spread either side of the nominal frequency (**CENTRE SPREAD**). If **OVER-CLOCKING** is a problem to the system then the down spread is preferred.

Instantaneous Frequencies (100MHz Nominal Frequency)

Total Spread %	Down Spread		Centre Spread	
	Min	Max	Min	Max
	Down Range	Up Range	Down Range	Up Range
0.5%	-1.0%	0%	-0.25%	+0.25%
	-5000ppm	0ppm	-2500ppm	+2500ppm
	99.500000	100.000000	99.750000	100.250000
Note. Tri State not available with 0.5% versions.				
1%	-1.0%	0%	-0.5%	+0.5%
	-10000ppm	0ppm	-5000ppm	+5000ppm
	99.000000	100.000000	99.500000	100.500000
3%	-3.0%	0%	-1.5%	+1.5%
	-30000ppm	0ppm	-15000ppm	+15.000ppm
	97.000000	100.000000	98.500000	101.500000

EMI Reduction Data

Main mode: EMI reduction:

$$10\text{Log} \left(\frac{\text{Total spread \% x frequency (fo)}}{0.12} \right) \text{ dB}$$

3rd Harmonic: EMI reduction:

$$10\text{Log} \left(\frac{\text{Total spread \% x frequency(fo)x3}}{0.12} \right) \text{ dB}$$

5th Harmonic: EMI reduction:

$$10\text{Log} \left(\frac{\text{Total spread \% x frequency(fo)x5}}{0.12} \right) \text{ dB}$$

In line with our ongoing policy of product evolution and improvement, the above specification is subject to change without notice.

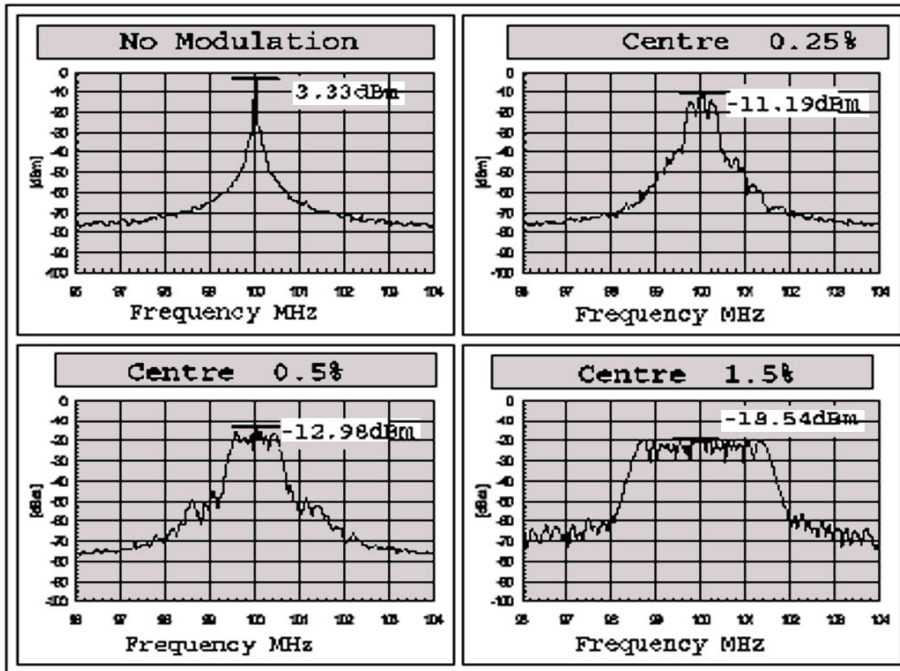
ISO9001: 2000 Registered

For quotations or further information please contact us at:
 3 The Business Centre, Molly Millars Lane, Wokingham, Berks, RG41 2EY, UK
<http://www.actcrystals.com>

Issue:2 M6
 Date:26/10/05

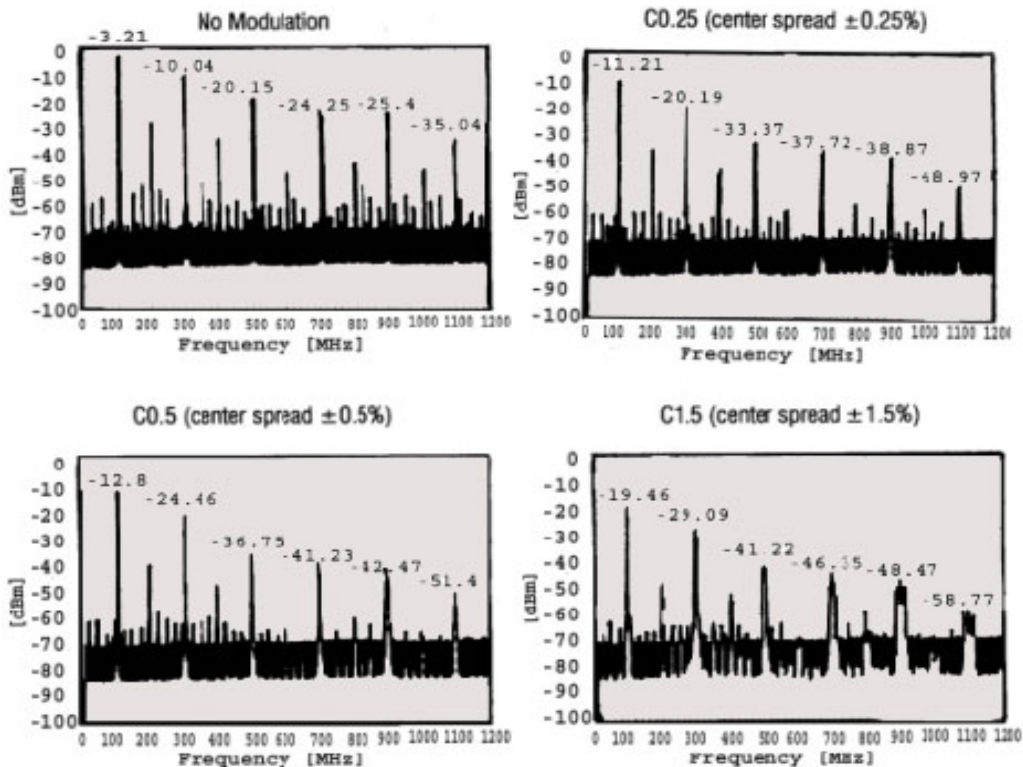
ACT9300SSC

EMI Example Test Data Nominal Frequency 100MHz Modulation Carrier 34.678KHz



Example Whole Spectrum EMI Data

100MHz



In line with our ongoing policy of product evolution and improvement, the above specification is subject to change without notice.

ISO9001: 2000 Registered

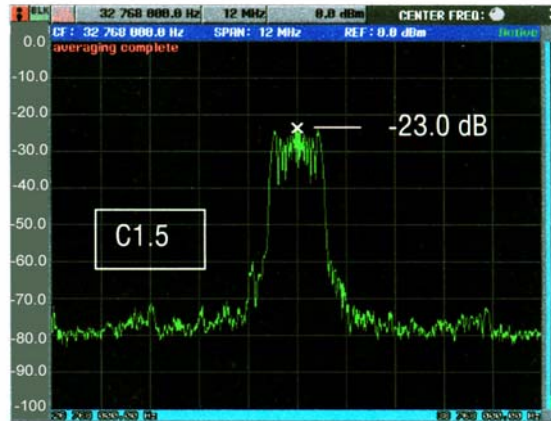
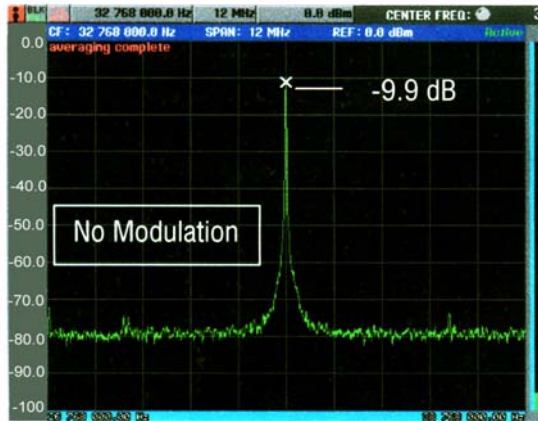
For quotations or further information please contact us at:
 3 The Business Centre, Molly Millars Lane, Wokingham, Berks, RG41 2EY, UK

<http://www.actcrystals.com>

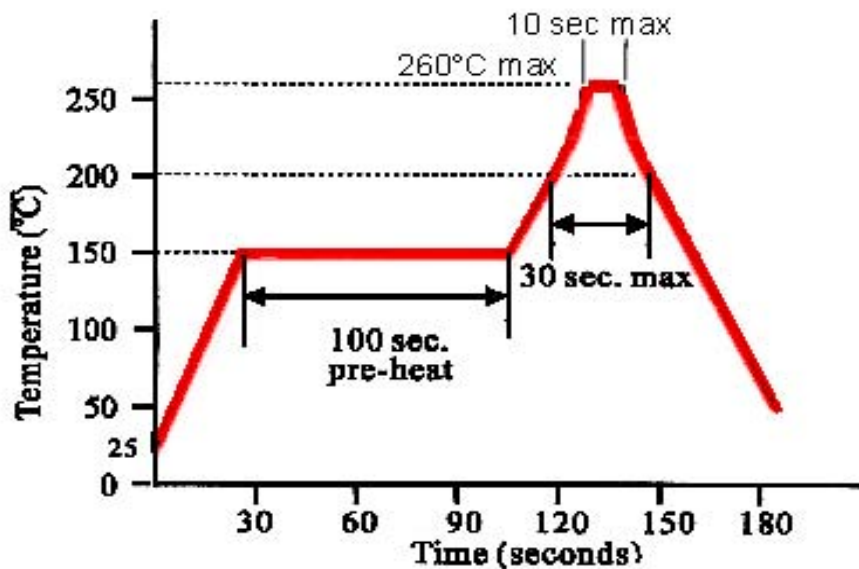
Issue:2 M6
 Date:26/10/05

ACT9300SSC

13.1dBc EMI reduction



ACT9300SSC REFLOW SPECIFICATION



In line with our ongoing policy of product evolution and improvement, the above specification is subject to change without notice.

ISO9001: 2000 Registered

For quotations or further information please contact us at:

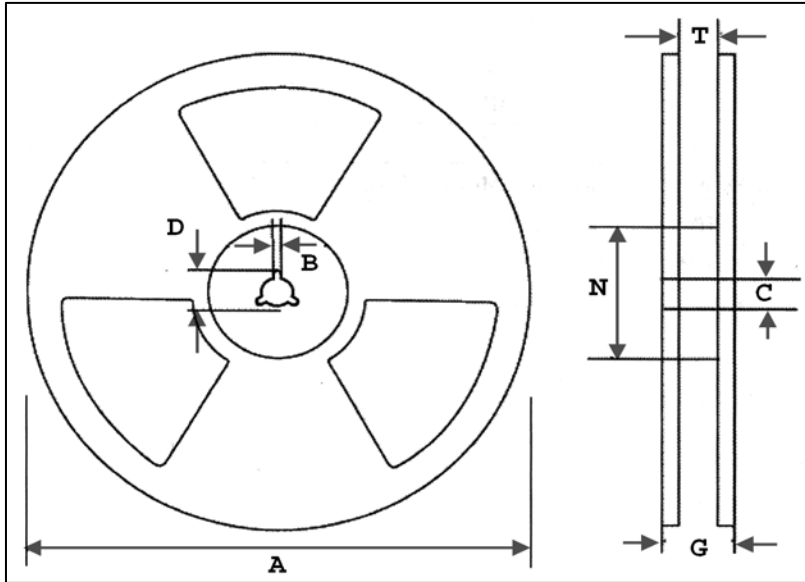
3 The Business Centre, Molly Millars Lane, Wokingham, Berks, RG41 2EY, UK

<http://www.actcrystals.com>

Issue:2 M6
 Date:26/10/05

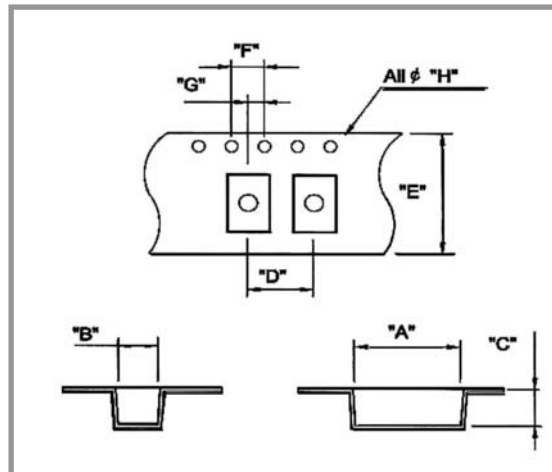
ACT9300SSC TAPE & REEL SPECIFICATIONS

REEL



A	B±0.5	D±1.0	C±0.2	N±1.0	T±0.1	G±2.0	mm
180	2.2	20.2	13	62	16.5	20.5	

TAPE



A±0.1	B±0.1	C±0.1	D±1.0	E±0.1	F±0.1	G±0.05	H+0.1-0	mm
5.5	3.8	1.8	8.0	16.0	4.0	2.0	1.5	

In line with our ongoing policy of product evolution and improvement, the above specification is subject to change without notice.

ISO9001: 2000 Registered

For quotations or further information please contact us at:
 3 The Business Centre, Molly Millars Lane, Wokingham, Berks, RG41 2EY, UK
<http://www.actcrystals.com>

Issue:2 M6
 Date:26/10/05