

# Totalizers mechanic

## Stroke and revolution counters

### Display 5-digits, reset button

H 126, U 126



H 126 - Stroke counter



U 126 - Revolution counter

#### Features

- Stroke and revolution counters
- Adding
- Display 5-digits
- Manual reset by knurled knob

#### Technical data - mechanical design

Display	White numbers on black
Number of digits	5-digits
Digit height	4.5 mm
Reset	Reset by knurled knob
Drive shaft	Right or left, $\varnothing 4$ mm
Measuring range	99 999
Operating temperature	0...+60 °C
Housing type	Surface mount housing with mounting plate
Housing colour	Grey
Dimensions W x H x L	40 x 29 x 27.5 mm
Dimensions mounting plate	60 x 29 mm
Mounting	Base plate, 4 mounting holes
Weight approx.	90 g
Materials	Housing: Hostaform POM, grey Base plate: Steel zinc-coated

#### H 126

Function	Stroke counter
Count mode	Adding in a stroke direction to be indicated. 1 stroke = 1 count
Stroke	>38° to <60°
Stroke lever	To be positioned on shaft at will. Stroke lever relocates automatically to start position.
Stroke frequency	≤500 strokes/min

#### U 126

Function	Revolution counter
Count mode	Adding in a rotational direction to be indicated, subtracting in reverse direction. 1 rev. = 1 count
Operating speed	≤2000 rpm

# Totalizers mechanic

## Stroke and revolution counters

### Display 5-digits, reset button

H 126, U 126

#### Part number

#### Stroke counter

H 126.0  0  A

				<u>Display / direction of stroke</u>
				G 5-digits 99 999 / I
				H 5-digits 99 999 / II
				<u>Count mode / drive</u>
	01			1 stroke = 1 digit / drive shaft at right
	02			1 stroke = 1 digit / drive shaft at left
				<u>Housing</u>
		A		Surface mount housing, grey
				<u>Reset</u>
1				Reset button at left
2				Reset button at right

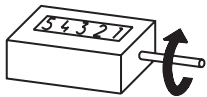
#### Revolution counter

U 126.0  0  A


				<u>Display / direction of rotation</u>
				G 5-digits 99 999 / I
				H 5-digits 99 999 / II
				<u>Count mode / drive</u>
	01			1 revolution = 1 digit / drive shaft at right
	02			1 revolution = 1 digit / drive shaft at left
				<u>Housing</u>
		A		Surface mount housing, grey
				<u>Reset</u>
1				Reset button at left
2				Reset button at right

#### Direction of strokes and rotation

##### Drive on the right




Reset button left  
Away from user  
Sense of rotation or stroke direction I




Reset button left  
Toward user  
Sense of rotation or stroke direction II

##### Drive on the left



Reset button right  
way from user  
Sense of rotation or stroke direction I



Reset button right  
Toward user  
Sense of rotation or stroke direction II

Reset button always opposite of drive.

#### Dimensions

