


Thick Film Low Profile Resistor Network

Features

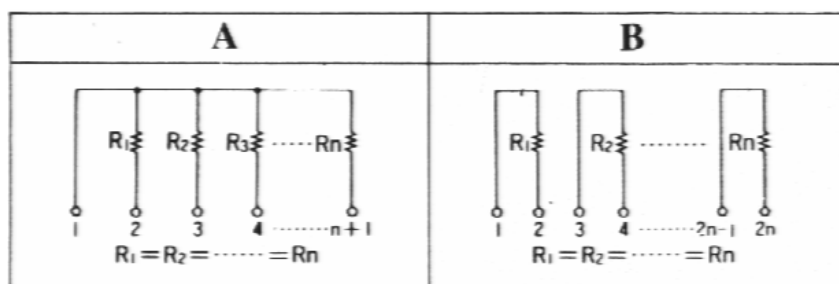
- Space saving over individual resistors
- Low Profile, High Density Package
- RoHS Compliant

Applications

- For general purpose applications
- For computer, Car, Air-Conditioner, Color Television and Electronic equipment



Circuit Diagrams



Absolute Maximum Ratings & Characteristics

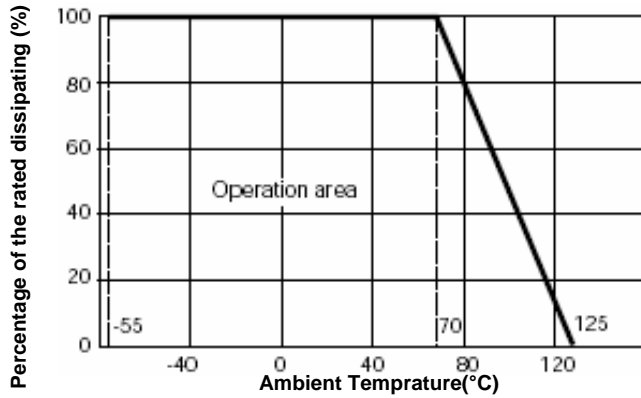
Product Family	Wattage/Element	Resistance Tolerance	MAX Working Voltage	TCR ppm/°C	Resistance Range	Rated Working Temperature
RA	0.125 W	F: ±1% G: ±2% J: ±5%	100V	±100ppm (50Ω ~ 2.2MΩ) ±250ppm (< 50Ω, ≥2.2MΩ)	10Ω~4.7MΩ	-55°C ~+125°C
RB	0.2 W					

Thick Film Low Profile Resistor Network

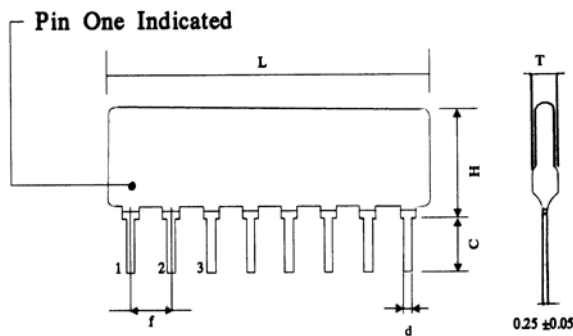
RA &RB Series

Power Derating Curve

For resistors operate in the ambient temperature over 70°C, loading power ratio will derate in accordance with following curve.



Dimensions (in mm)



No. of Pins	No. of Elements		L(max)	H(max)	T(max)	C +0.3 -0.2	d ±0.05	r ±0.2	f ±0.05
	Type RA	Type RB							
4	3	2	10.2	5.08	2.5	2.8	0.5	2.54	0.25
5	4	--	12.7						
6	5	3	15.3						
7	6	--	17.8						
8	7	4	20.4						
9	8	--	22.9						
10	9	5	25.4						
11	10	--	28						
12	11	6	30.5						
13	12	--	33.1						
14	13	7	35.6						

Thick Film Low Profile Resistor Network

RA &RB Series

Environmental Performance Specification

Item	Test Methods	Specifications
Resistance temperature characteristic	-55°C ~+125°C	±100ppm/°C for 50Ω~2.2M ±250ppm/°C for <50Ω≥2.2M
Temperature Cycling	-55°C ~+125°C , for 5 cycle	ΔR ≤±(0.5% +0.05Ω)
Short-Time Overload	Rated Voltage X 2.5 for 5 sec	ΔR ≤±(0.5% +0.05Ω)
Resistance to Soldering Heat	350°C for 3 sec	ΔR ≤±(0.5% +0.05Ω)
Insulation Resistance	100V for 1 minute	Δ10000Megohm minute
Terminal Strength	Tensile: 1Kg, 30 sec Bending: 500g, 2 times	ΔR ≤±(0.25% +0.05Ω)
Thermal Shock	Load V, Room temp. 30 minute Unload, -55°C , 15 minute Over 2 hrs in Room Temp. before measuring	ΔR ≤±(0.5% +0.05Ω)
Solderability	230°C ±5°C , 3 sec	Covering 95%
Moisture Load Life	40°C , 90-95% RH rated Voltage for 1000 hours	ΔR ≤±(2% +0.05Ω)
Load Life	70°C at Rated Voltage for 1000 hours	ΔR ≤±(2% +0.05Ω)

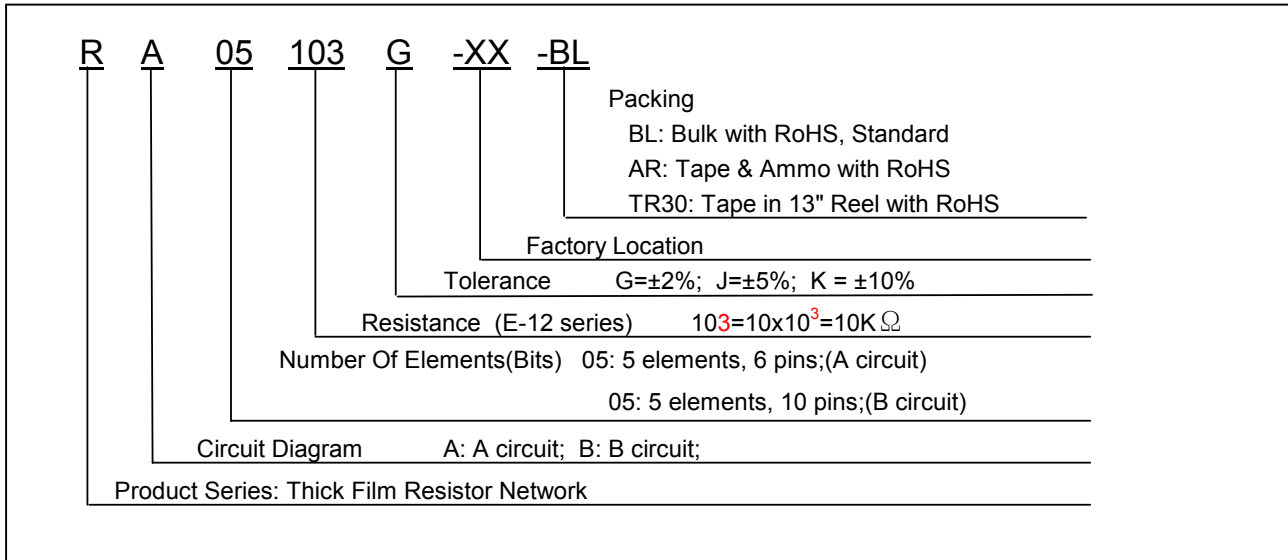
Packaging (in pcs)

Package	4-6 pins	7-10 pins	11-12 pins	13-14 pins
Bag	200	200	200	200
Inner box	2000	1000	800	600
Carton	60000	30000	24000	18000

Thick Film Low Profile Resistor Network

RA &RB Series

How to order



How to contact us:

US HEADQUARTERS

28040 WEST HARRISON PARKWAY, VALENCIA, CA 91355-4162

Tel: (800) TAITRON (800) 247-2232 (661) 257-6060

Fax: (800) TAITFAX (800) 824-8329 (661) 257-6415

Email: taitron@taitroncomponents.com

Http://www.taitroncomponents.com

TAITRON COMPONENTS MEXICO, S.A .DE C.V.

BOULEVARD CENTRAL 5000 INTERIOR 5 PARQUE INDUSTRIAL ATITALAQUIA, HIDALGO C.P.

42970 MEXICO

Tel: +52-55-5560-1519

Fax: +52-55-5560-2190

TAITRON COMPONENTS INCORPORATED REPRESENTAÇÕES DO BRASIL LTDA

RUA DOMINGOS DE MORAIS, 2777, 2.ANDAR, SALA 24 SAÚDE - SÃO PAULO-SP 04035-001 BRAZIL

Tel: +55-11-5574-7949

Fax: +55-11-5572-0052

TAITRON COMPONENTS INCORPORATED, SHANGHAI REPRESENTATIVE OFFICE

CROSS REGION PLAZA, 899 LINGLING ROAD, SUITE 18C, SHANGHAI, 200030, CHINA

Tel: +86-21-5424-9942

Fax: +86-21-5424-9931