

Part Number: PDA54-11YWA

YELLOW

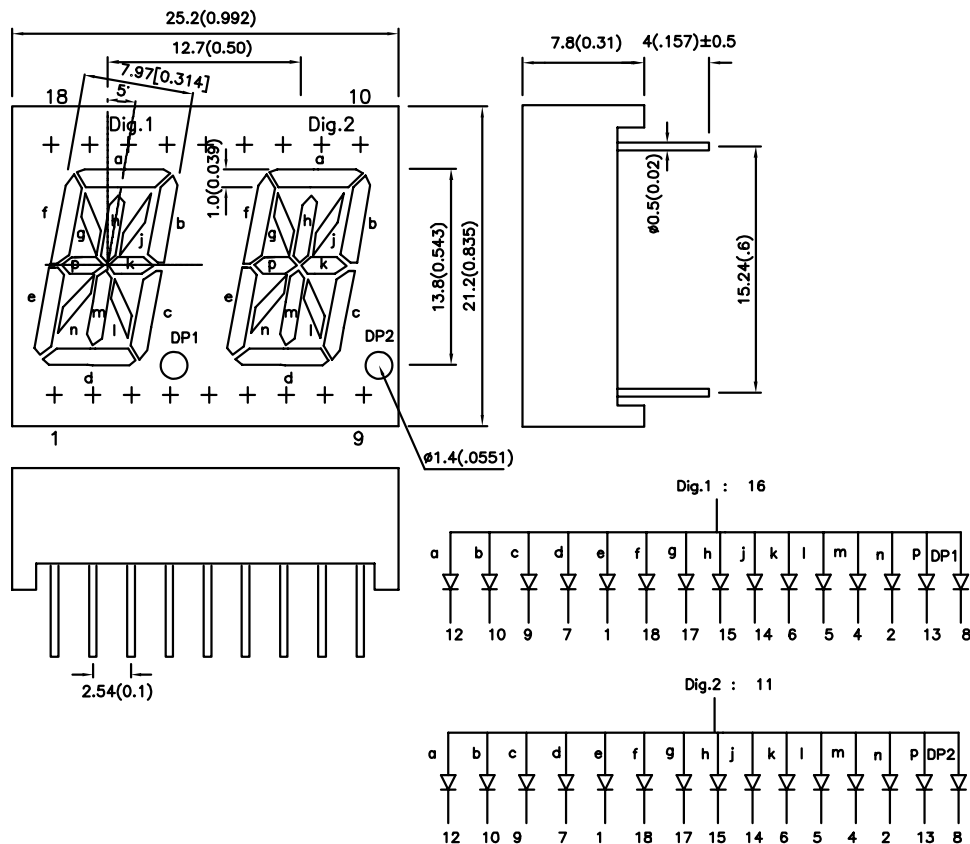
Features

- 0.54 INCH CHARACTER HEIGHT.
- LOW CURRENT OPERATION.
- HIGH CONTRAST AND LIGHT OUTPUT.
- EASY MOUNTING ON P.C. BOARDS OR SOCKETS.
- CATEGORIZED FOR LUMINOUS INTENSITY.
- MECHANICALLY RUGGED.
- STANDARD : GRAY FACE, WHITE SEGMENT.
- RoHS COMPLIANT.

Description

The Yellow source color devices are made with Gallium Arsenide Phosphide on Gallium Phosphide Yellow Light Emitting Diode.

Package Dimensions & Internal Circuit Diagram



Notes:

1. All dimensions are in millimeters (inches), Tolerance is $\pm 0.25(0.01)$ unless otherwise noted.
2. Specifications are subject to change without notice.

Selection Guide

| Part No. | Dice | Lens Type | Iv (ucd) [1] @ 10mA | | Description |
|-------------|--------------------|----------------|------------------------|------|---------------------------------|
| | | | Min. | Typ. | |
| PDA54-11YWA | YELLOW (GaAsP/GaP) | WHITE DIFFUSED | 800 | 3000 | Common Anode, Rt. Hand Decimal. |

Note:

1. Luminous Intensity/ Luminous Flux: +/-15%.

Electrical / Optical Characteristics at TA=25°C

| Symbol | Parameter | Device | Typ. | Max. | Units | Test Conditions |
|-----------------------|--------------------------|--------|------|------|-------|-----------------|
| λ_{peak} | Peak Wavelength | Yellow | 590 | | nm | IF=20mA |
| λ_D [1] | Dominant Wavelength | Yellow | 588 | | nm | IF=20mA |
| $\Delta\lambda_{1/2}$ | Spectral Line Half-width | Yellow | 35 | | nm | IF=20mA |
| C | Capacitance | Yellow | 20 | | pF | VF=0V;f=1MHz |
| VF [2] | Forward Voltage | Yellow | 2.1 | 2.5 | V | IF=20mA |
| IR | Reverse Current | Yellow | | 10 | uA | VR = 5V |

Notes:

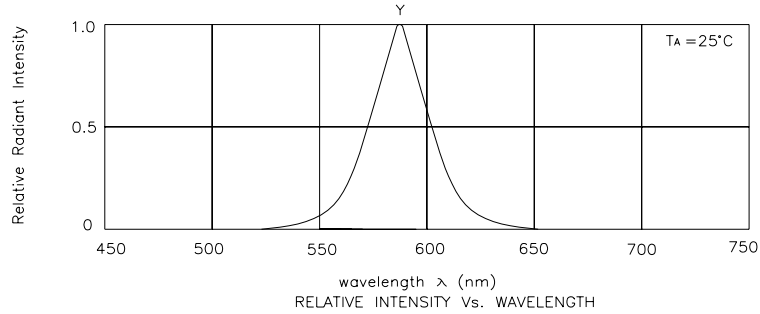
1. Wavelength: +/-1nm.
2. Forward Voltage: +/-0.1V.

Absolute Maximum Ratings at TA=25°C

| Parameter | Yellow | Units |
|-------------------------------|---------------------|-------|
| Power dissipation | 105 | mW |
| DC Forward Current | 30 | mA |
| Peak Forward Current [1] | 140 | mA |
| Reverse Voltage | 5 | V |
| Operating/Storage Temperature | -40°C To +85°C | |
| Lead Solder Temperature [2] | 260°C For 3 Seconds | |

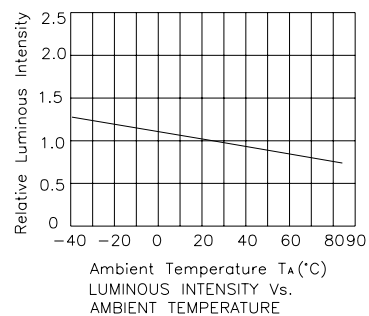
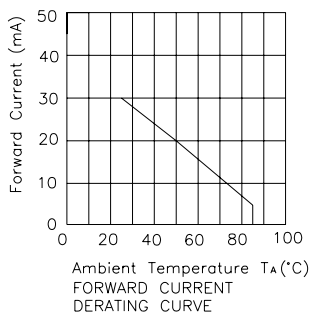
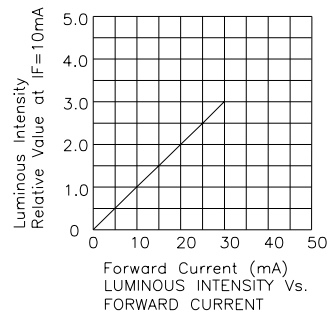
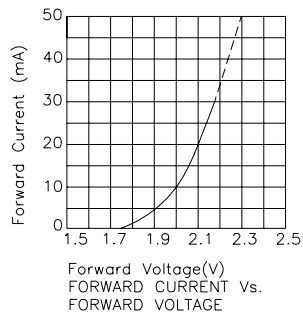
Notes:

1. 1/10 Duty Cycle, 0.1ms Pulse Width.
2. 2mm below package base.



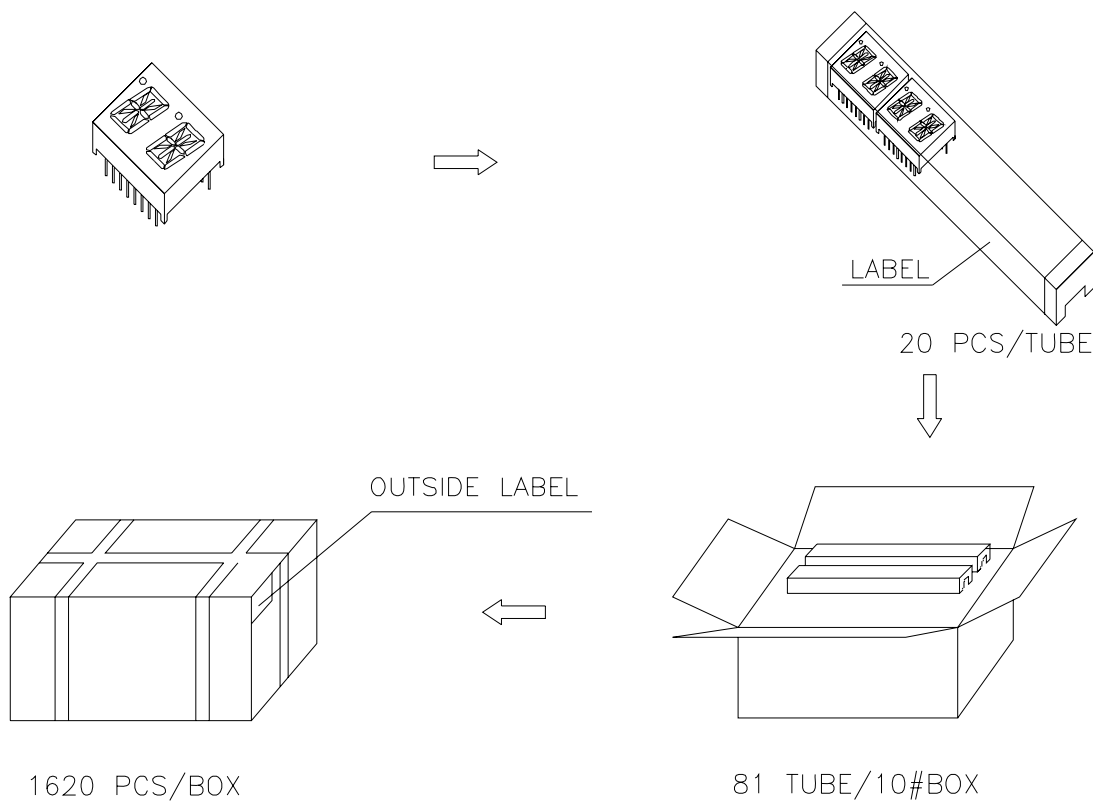
Yellow

PDA54-11YWA

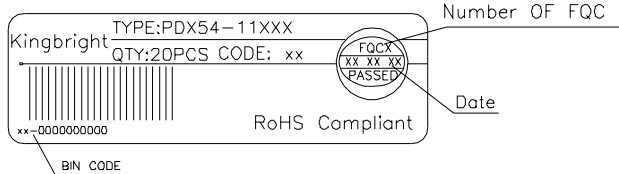


PACKING & LABEL SPECIFICATIONS

PDA54-11YWA

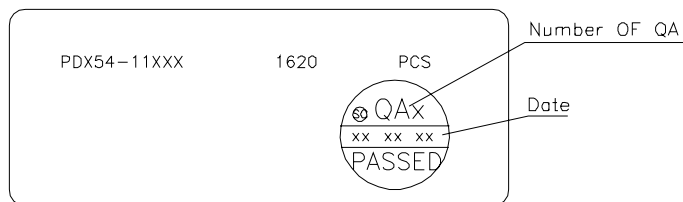


Inside LABEL Paste On The IC-tube



Number OF FQC

Outside LABEL Paste On The Box



Number OF QA