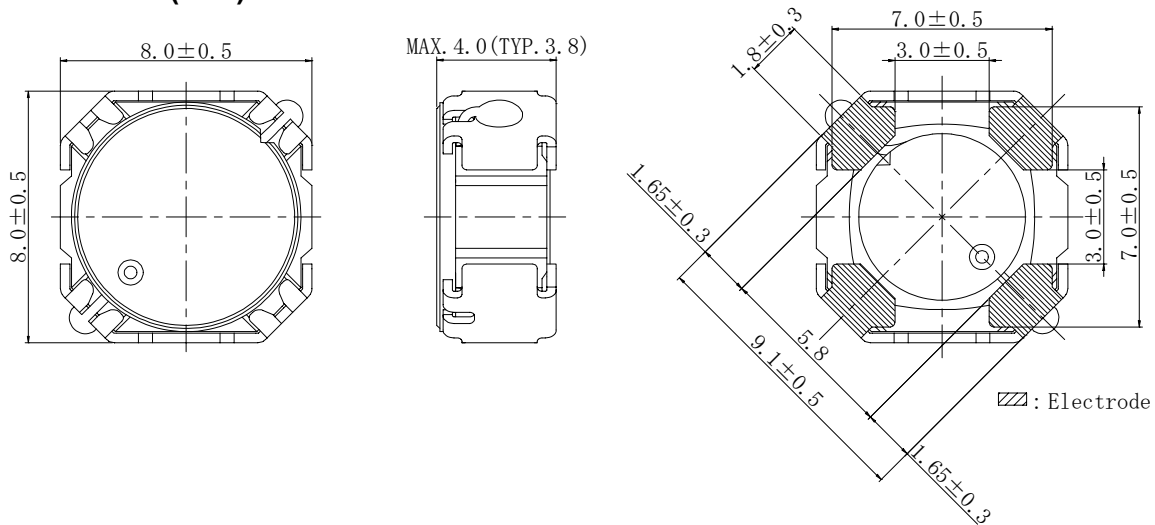
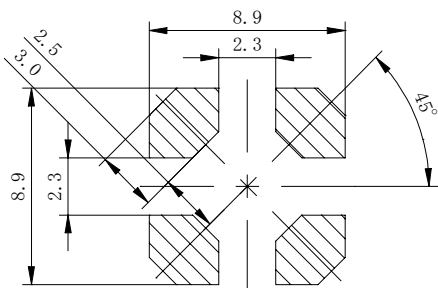
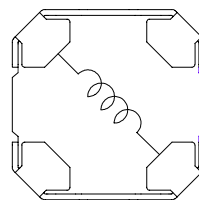


Type: CDRH8D38/A
◆ Product Description

- 8.5×8.5mm Max. (L×W) , 4.0 mm Max. Height.
- Inductance Range: 10~120 μ H
- Rated current range: 0.5~1.72A.
- In addition to the standards versions shown here, custom inductors are also available to meet your exact requirements.


◆ Feature

- Magnetically shielded construction.
- High reliable inductors, suitable to use in high temperature environment(125°C).
- Ideally for automotive applications as converter inductors.
- RoHS Compliance.

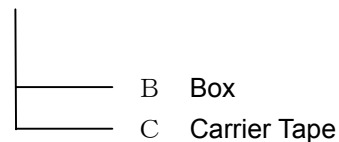
◆ Dimensions (mm)

◆ Land Pattern (mm)

◆ Schematics(Bottom)


Type: CDRH8D38/A
◆ Specification

Part Name ※	Stamp	Inductance [Within] 100kHz/1V	D.C.R.(mΩ) Max.(Typ.) (at 20°C)	Rated current (A)(at 125°C) ※1
CDRH8D38/ANP-100M□	100	10 μ H±20%	42.5(34)	1.72
CDRH8D38/ANP-120M□	120	12 μ H±20%	55.0(44)	1.57
CDRH8D38/ANP-150M□	150	15 μ H±20%	70.0(56)	1.41
CDRH8D38/ANP-180M□	180	18 μ H±20%	83.8(67)	1.33
CDRH8D38/ANP-220M□	220	22 μ H±20%	100.0(80)	1.24
CDRH8D38/ANP-270M□	270	27 μ H±20%	125.0(100)	1.11
CDRH8D38/ANP-330M□	330	33 μ H±20%	141.3(113)	0.98
CDRH8D38/ANP-390M□	390	39 μ H±20%	171.3(137)	0.89
CDRH8D38/ANP-470M□	470	47 μ H±20%	225.0(180)	0.78
CDRH8D38/ANP-560M□	560	56 μ H±20%	290.0(232)	0.68
CDRH8D38/ANP-680M□	680	68 μ H±20%	318.8(255)	0.65
CDRH8D38/ANP-820M□	820	82 μ H±20%	363.8(291)	0.60
CDRH8D38/ANP-101M□	101	100 μ H±20%	478.8(383)	0.53
CDRH8D38/ANP-121M□	121	120 μ H±20%	530.0(424)	0.50

※ Description of part name

C D R H 8 D 3 8 / A N P - 1 0 0 M □



※1 Rated current: The DC current at which the inductance decreases to 65 % of its nominal value or when $\Delta t=30^{\circ}\text{C}$, whichever is lower ($T_a=125^{\circ}\text{C}$).