


Temperature Compensated Crystal Oscillator

(TCXO / VC-TCXO)

Micro package

AXLE3225 , AXLE3225V



Features

13 to 26 MHz

Low power consumption

Supply voltage available between 2.7 to 5.0V

Package : Metal lid + Ceramic base

3.2 × 2.5 × 1.2mm

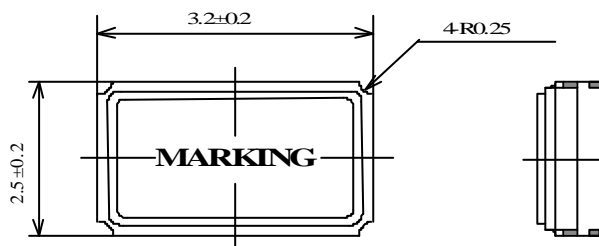
Electrical Performance

Description	Symbols	AXLE3225	AXLE3225V
Available Frequency Range	F0	(optionally 6.500) 13.000 ~ 26.000 MHz	
Frequency Stability vs. Operating Temperature (25°C ref.)	dFt/F	± 2.0ppm, ± 2.5ppm (-30 to +75°C)	
Storage Temperature	Tsto	-40 to +85°C	
Supply Voltage	Vcc	+2.7 to 5.0V	
Supply Current	Icc	2.0 mA max	
Supply Voltage Change	dFv	± 0.2 ppm / Vcc ± 5%	
Output Voltage	Vo	0.8Vp-p (Clipped sine wave)	
Load	Zcr	10 K // 10pF	
Load Change	dFz	± 0.2 ppm (10K ± 10% // 10pF ± 10%)	
Voltage Control	dF/V	-	± 8ppm, ± 10ppm, ± 15ppm/+1.5 ± 1.0V
Phase Noise	PN	-135dBc / Hz typ.(1.0KHz)	

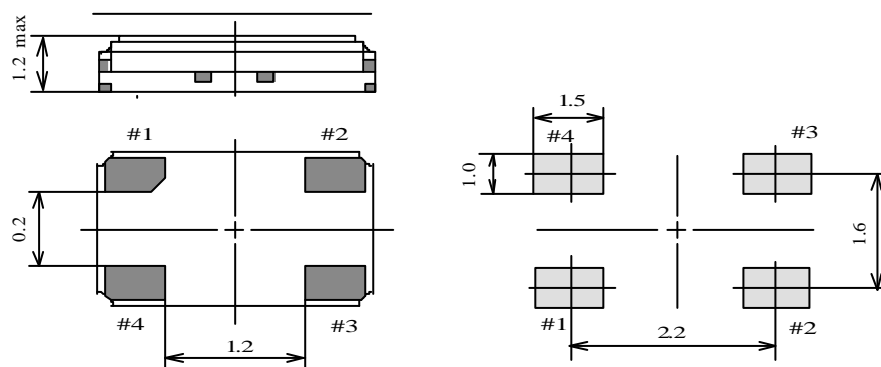
Environmental Characteristics

Description	Symbols	Specification
Aging (First Year)		± 1.0 ppm max/year
Shock		Test: 3 times free drop onto concrete board from 150cm high Result: ± 1.0 ppm max
Vibration		Test: Frequency 5-500Hz, Amplitude 1.5mm, Test time 4cycles/XYZ axis Result: ± 1.0 ppm max
Solderability		Test: More than 95%, at 235 ± 5°C for 3 sec
Humidity		Test: 90 to 95% relative humidity at +60 ± 3°C for 1000 hours Result: ± 1.0 ppm max

Outline Drawing & Suggested Pad



TERMINAL	CONNECTION	
	TCXO	VCTCXO
#1	GND	Vcont
#2	GND	GND
#3	OUTPUT	OUTPUT
#4	Vcc	Vcc



Suggested Pad (Top View)