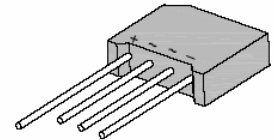


4A Glass Passivated Bridge Rectifier

Features

- Glass Passivated chip junctions
- Low forward voltage drop
- High surge current capability, high reliability
- High temperature soldering guaranteed: 260°C/10 seconds
/.375"(9.5mm) lead length at 5lbs.2.3kg tension
- RoHS Compliant



TL



Mechanical Data

Case:	TL, molded plastic
Epoxy:	Plastic package has UL flammability 94V-0
Terminals:	Plated leads solderable per MIL-STD-750, Method 2026
Polarity:	As marked on body
Weight:	5.6 gram

Maximum Ratings And Electrical Characteristics (T_{amb}=25°C)

Symbol	Description	TL400G	TL401G	TL402G	TL404G	TL406G	TL408G	TL410G	Unit	Conditions
V_{RRM}	Max. Repetitive Peak Reverse Voltage	50	100	200	400	600	800	1000	V	
V_{RMS}	Max. RMS Voltage	35	70	140	280	420	560	700	V	
V_{DC}	Max. DC Blocking Voltage	50	100	200	400	600	800	1000	V	
I_{F(AV)}	Average Rectified Output Current	4.0							A	T _C =75°C
I_{FSM}	Peak Forward Surge Current	150							A	8.3ms single half sine-wave superimposed on rated load (JEDEC method)
V_F	Max. Instantaneous Forward Voltage drop per leg	1.1							V	I _F =4.0A
I_R	Peak Reverse Current at Rated DC Blocking Voltage	5.0							μA	T _A =25°C
		1000							μA	T _A =125°C

4A Glass Passivated Bridge Rectifier

TL400G - TL410G

Symbol	Description	TL400G	TL401G	TL402G	TL404G	TL406G	TL408G	TL410G	Unit	Conditions
I_t	Rating for Fusing ($t < 8.3\text{ms}$)	93.3							A ² s	Note 1
R_{thJA}	Typical Thermal Resistance per leg	19							°C / W	Note 2
R_{thJL}	Typical Thermal Resistance per leg	2.4								Note 3
T_J, T_{STG}	Operating Junction and Storage Temperature Range	-65 to +150							°C	

- Note:**
1. Non-repetitive for $t > 1\text{ms}$ and $< 8.3\text{ms}$.
 2. Mounted on $75 \times 75 \times 3.0\text{mm}$ Al. plate.
 3. Mounted on PCB at 9.5mm lead length with 12mm^2 copper pad.

Typical Characteristics Curves

Fig.1-Forward Current Derating Curve

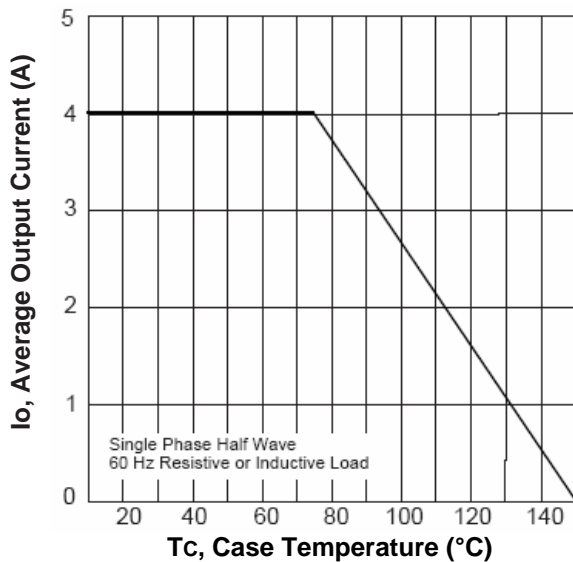
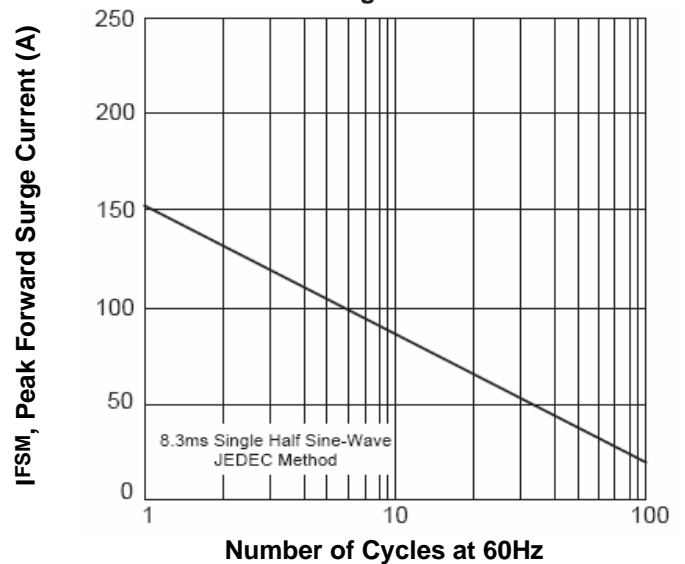


Fig.2-Max. Non-repetitive Peak Forward Surge Current



4A Glass Passivated Bridge Rectifier

TL400G - TL410G

Fig.3-Typical Forward Characteristic per element

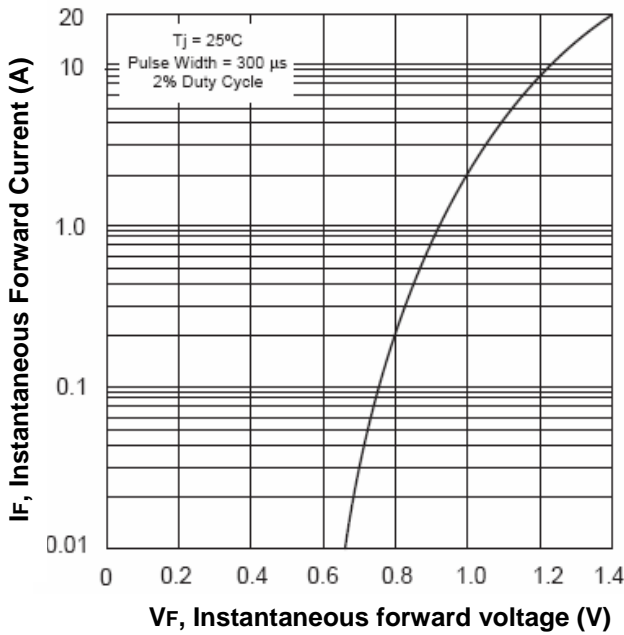
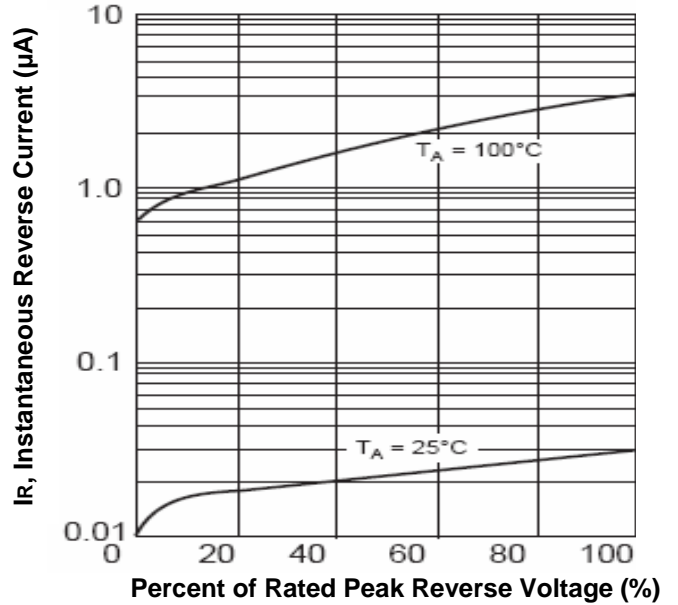
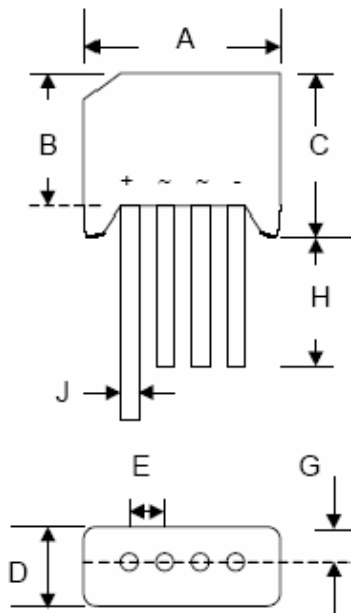


Fig.4-Typical Reverse Characteristics per element



Dimensions in mm



Dim	Min	Max
A	18.50	19.50
B	13.70	14.70
C	15.20	16.30
D	6.00	6.50
E	4.60	5.60
G	—	2.10
H	19.00	—
J	1.20 \varnothing	1.30 \varnothing

TL

TAITRON
components incorporated

Rev. A/DX 2007-05-01

4A Glass Passivated Bridge Rectifier

TL400G - TL410G

How to contact us

US HEADQUARTERS

28040 WEST HARRISON PARKWAY, VALENCIA, CA 91355-4162

Tel: (800) TAITRON (800) 824-8766 (661) 257-6060

Fax: (800) TAITFAX (800) 824-8329 (661) 257-6415

Email: taitron@taitroncomponents.com

Http://www.taitroncomponents.com

TAITRON COMPONENTS MEXICO, S.A .DE C.V.

BOULEVARD CENTRAL 5000 INTERIOR 5 PARQUE INDUSTRIAL ATITALAQUIA, HIDALGO C.P.

42970 MEXICO

Tel: +52-55-5560-1519

Fax: +52-55-5560-2190

TAITRON COMPONENTS INCORPORATED REPRESENTAÇÕES DO BRASIL LTDA

RUA DOMINGOS DE MORAIS, 2777, 2.ANDAR, SALA 24 SAÚDE - SÃO PAULO-SP 04035-001 BRAZIL

Tel: +55-11-5574-7949

Fax: +55-11-5572-0052

TAITRON COMPONENTS INCORPORATED, SHANGHAI REPRESENTATIVE OFFICE

METROBANK PLAZA, 1160 WEST YAN' AN ROAD, SUITE 1503, SHANGHAI, 200052, CHINA

Tel: +86-21-5424-9942

Fax: +86-21-5424-9931