

# VOLTAGE CONTROLLED OSCILLATOR SURFACE MOUNT MODEL: DCYR2060-5

YIG Replacement Series

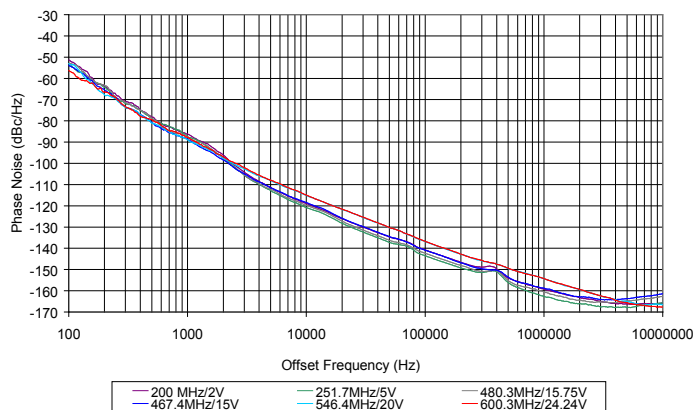
200 - 600 MHz

## FEATURES:

- ▶ Exceptional Phase Noise Performance
- ▶ Small Size, Surface Mount
- ▶ Lead Free REL-PRO® Technology
- ▶ Buffered Output



## Phase Noise



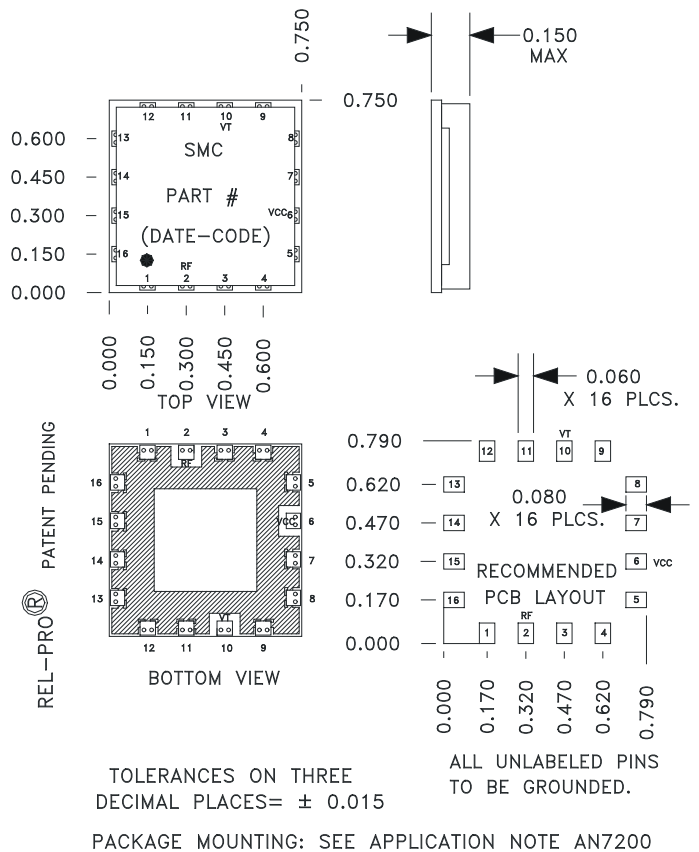
## SPECIFICATIONS (Rev. D 10/23/06)

Frequency	200 - 600 MHz
Tuning Voltage	See table below.
Bias Voltage	+5 VDC @ 65 mA (Max.)
Output Power	+5 dBm (Min.)
Tuning Sensitivity	14 - 28 MHz/V (Typ.)
Output Impedance	50 Ohms (Nom)
Harmonic Suppression	12 dB (Typ.)
Frequency Pulling	3 MHz (Typ.)
Frequency Pushing	1 MHz/V (Typ.)
Phase Noise @ 10 kHz	-119 dBc/Hz (Typ.)
Operating Temperature Range	-40 to +85 °C

## Guaranteed Tuning Specifications

Tuning Voltage ( V )	Frequency ( MHz )
0.5	200 (Max)
5	240 (Min)
12	330 (Min)
15	485 (Min)
18	535 (Min)
24	585 (Min)
28	600 (Min)

Package # 320LF



This product is manufactured under one or more of the following patents: Approved: 5,160,810; 5,122,621; 5,390,349; 5,416,449; 5,650,754; 5,805,431; 6,525,623; 6,850,575; 7,088,189; 7,180,381; 7,196,591 | Pending: 60/493075; 60/501371 & 60/501790; 60/527957 & 60/528670; 60/563481; 60/564173; 60/589090; 60/601823; 60/605791; EV31369834; 11/259766; 60/622485 & 60/710310; 10/937525/60/736901; 60/732787

Copyright © Synergy Microwave Corporation  
201 McLean Boulevard • Paterson, New Jersey 07504 • Tel: (973) 881-8800 • Fax: (973) 881-8361  
E-Mail: sales@synergmwave.com • World Wide Web: http://www.synergmwave.com

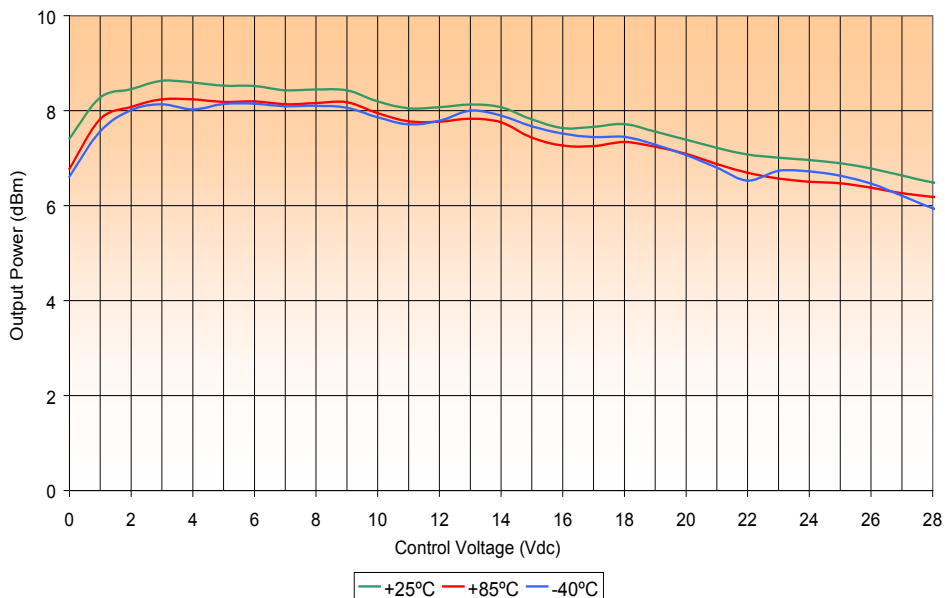
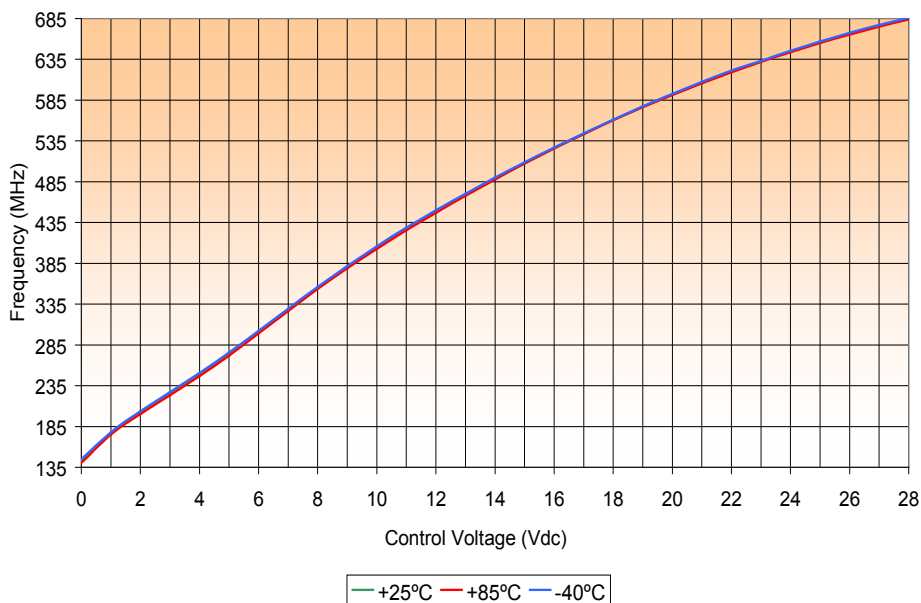


# VOLTAGE CONTROLLED OSCILLATOR SURFACE MOUNT MODEL: DCYR2060-5

YIG Replacement Series

200 - 600 MHz

PERFORMANCE PLOTS



This product is manufactured under one or more of the following patents: Approved: 5,160,810; 5,122,621; 5,390,349; 5,416,449; 5,650,754; 5,805,431; 6,525,623; 6,850,575; 7,088,189; 7,180,381; 7,196,591 | Pending: 60/493075; 60/501371 & 60/501790; 60/527957 & 60/528670; 60/563481; 60/564173; 60/589090; 60/601823; 60/605791; EV31369834; 11/259766; 60/622485 & 60/710310; 10/937525/60/736901; 60/732787

Copyright © Synergy Microwave Corporation  
201 McLean Boulevard • Paterson, New Jersey 07504 • Tel: (973) 881-8800 • Fax: (973) 881-8361  
E-Mail: sales@synergymw.com • World Wide Web: <http://www.synergymw.com>

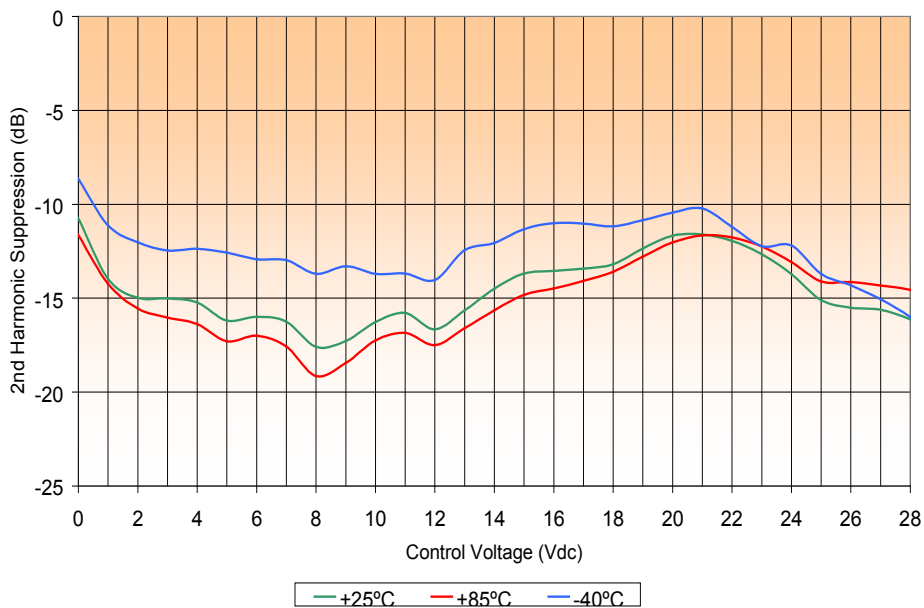
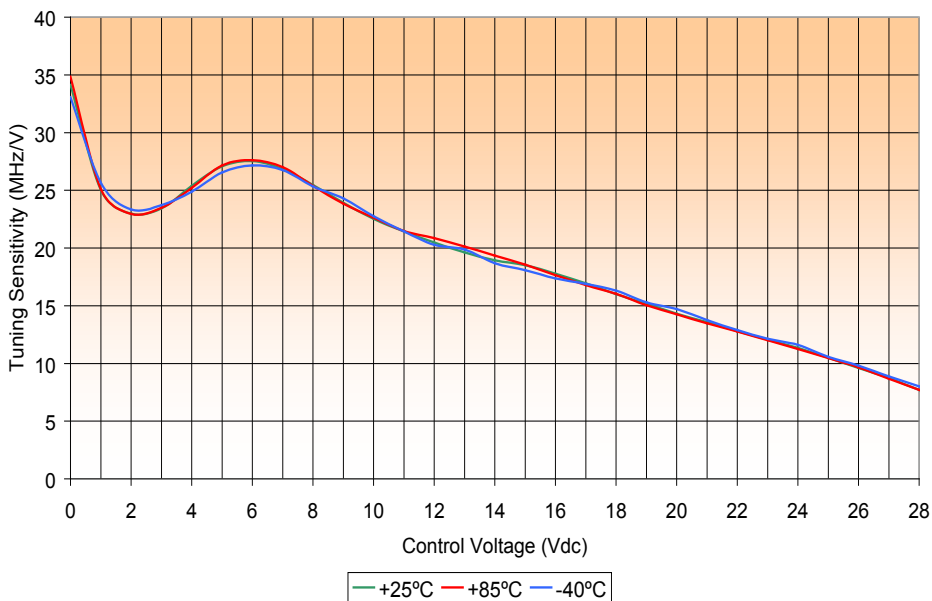


# VOLTAGE CONTROLLED OSCILLATOR SURFACE MOUNT MODEL: DCYR2060-5

YIG Replacement Series

200 - 600 MHz

PERFORMANCE PLOTS



This product is manufactured under one or more of the following patents: Approved: 5,160,810; 5,122,621; 5,390,349; 5,416,449; 5,650,754; 5,805,431; 6,525,623; 6,850,575; 7,088,189; 7,180,381; 7,196,591 | Pending: 60/493075; 60/501371 & 60/501790; 60/527957 & 60/528670; 60/563481; 60/564173; 60/589090; 60/601823; 60/605791; EV31369834; 11/259766; 60/622485 & 60/710310; 10/937525/60/736901; 60/732787

Copyright © Synergy Microwave Corporation  
201 McLean Boulevard • Paterson, New Jersey 07504 • Tel: (973) 881-8800 • Fax: (973) 881-8361  
E-Mail: sales@synergymw.com • World Wide Web: <http://www.synergymw.com>

