



Micro Commercial Components
 21201 Itasca Street Chatsworth
 CA 91311
 Phone: (818) 701-4933
 Fax: (818) 701-4939

KBPC2500S THRU KBPC2510S

Features

- Low Forward Voltage Drop
- High Current Capability
- High Reliability
- High Surge Current Capability
- Ideal for Printed Circuit Boards
- Designed for Saving Mounting Space

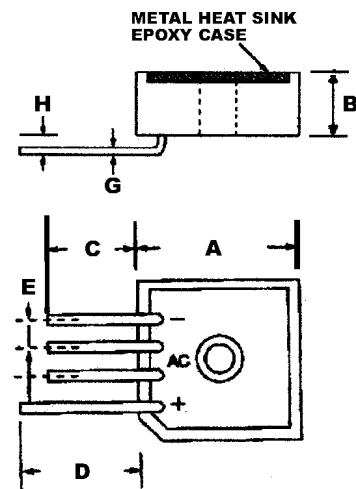
Maximum Ratings

- Operating Temperature: -55°C to +150°C
- Storage Temperature: -55°C to +150°C

MCC Catalog Number	Device Marking	Maximum Recurrent Peak Reverse Voltage	Maximum RMS Voltage	Maximum DC Blocking Voltage
KBPC2500S	KBPC2500S	50V	35V	50V
KBPC2501S	KBPC2501S	100V	70V	100V
KBPC2502S	KBPC2502S	200V	140V	200V
KBPC2504S	KBPC2504S	400V	280V	400V
KBPC2506S	KBPC2506S	600V	420V	600V
KBPC2508S	KBPC2508S	800V	560V	800V
KBPC2510S	KBPC2510S	1000V	700V	1000V

25 Amp Single Phase Bridge Rectifier 50 to 1000 Volts

KBPC



Electrical Characteristics @ 25°C Unless Otherwise Specified

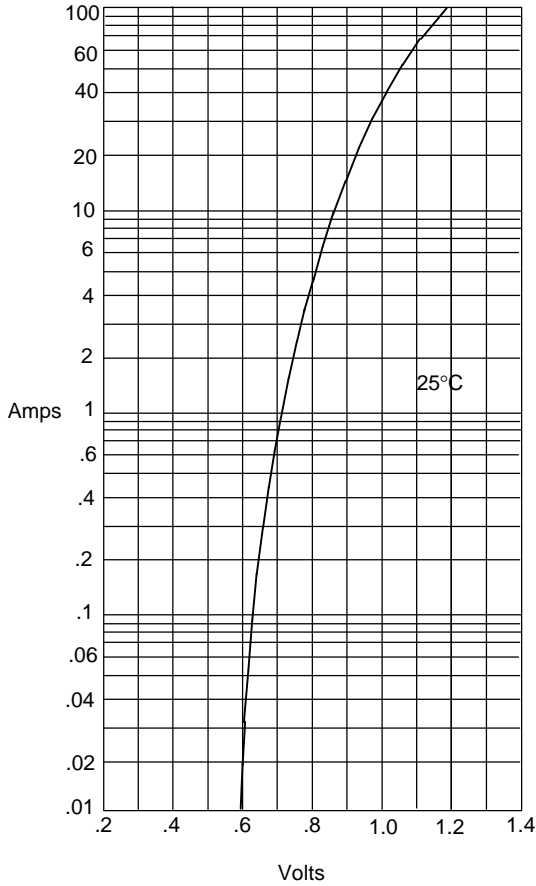
Average Forward Current	$I_{F(AV)}$	25A	$T_C = 60^\circ\text{C}$
Peak Forward Surge Current	I_{FSM}	300A	8.3ms, half sine
Maximum Forward Voltage Drop Per Element	V_F	1.2V	$I_{FM} = 12.5\text{A}$ per element; $T_A = 25^\circ\text{C}$
Maximum DC Reverse Current At Rated DC Blocking Voltage	I_R	10µA 1.0mA	$T_A = 25^\circ\text{C}$ $T_A = 100^\circ\text{C}$

*Pulse test: Pulse width 300 µsec, Duty cycle 1%

DIM	INCHES		MM		NOTE
	MIN	MAX	MIN	MAX	
A	1.12	1.13	28.40	28.70	
B	.432	.442	10.97	11.23	
C	.547	---	13.90	---	
D	.752	---	19.10	---	
E	.201	---	5.10	---	
G	.047	---	1.20	---	∅
H	.120	.142	3.05	3.60	

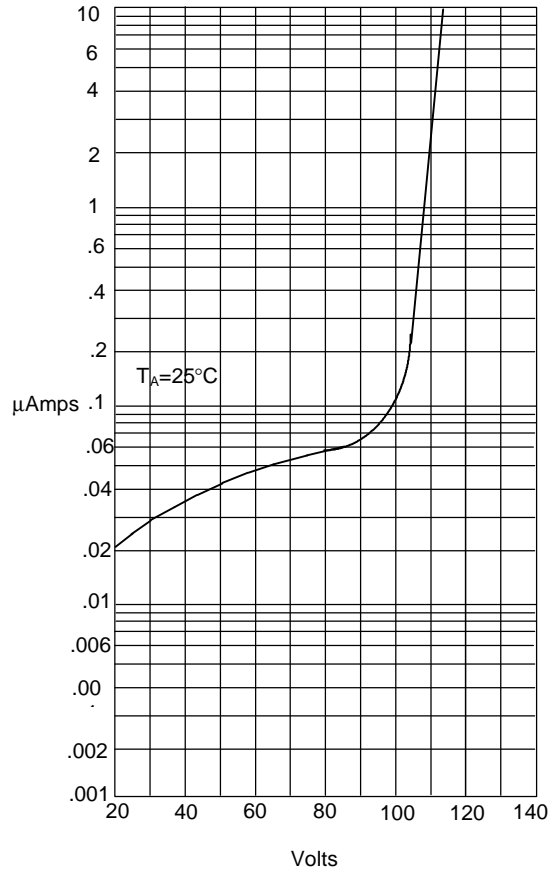
KBPC2500S thru KBPC2510S

Figure 1
Typical Forward Characteristics



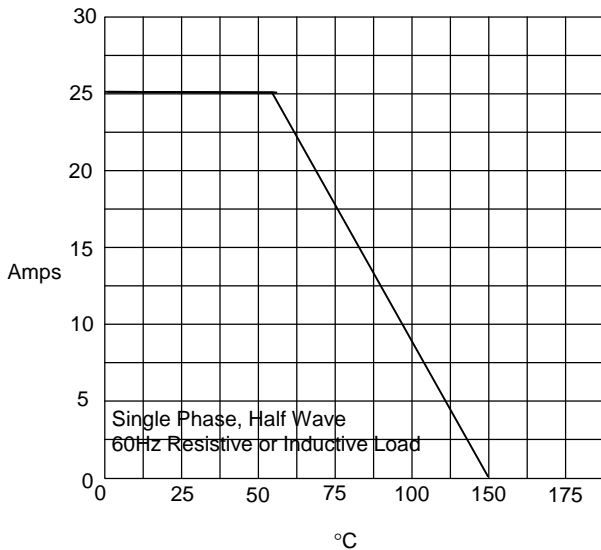
Instantaneous Forward Current - Amperes *versus*
Instantaneous Forward Voltage - Volts

Figure 2
Typical Reverse Characteristics



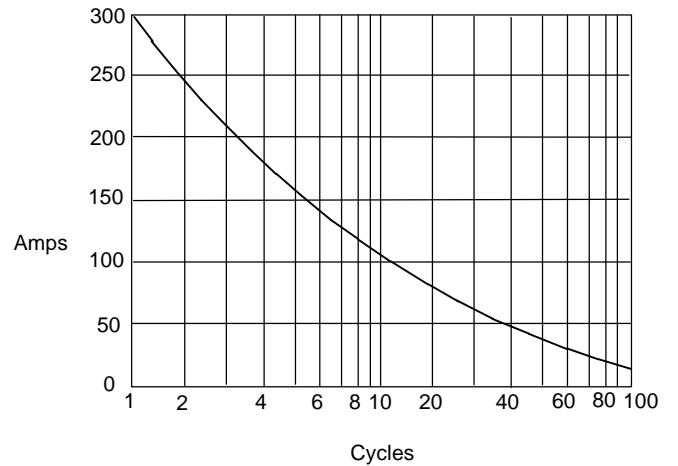
Instantaneous Reverse Leakage Current - MicroAmperes *versus*
Percent Of Rated Peak Reverse Voltage - Volts

Figure 3
Forward Derating Curve



Average Forward Rectified Current - Amperes *versus*
Case Temperature - °C

Figure 4
Peak Forward Surge Current



Peak Forward Surge Current - Amperes *versus*
Number Of Cycles At 60Hz - Cycles