



AZ23C2V4 SERIES

DUAL SURFACE MOUNT ZENER DIODES

VOLTAGE 2.4 to 51 Volts **POWER** 300 mWatts

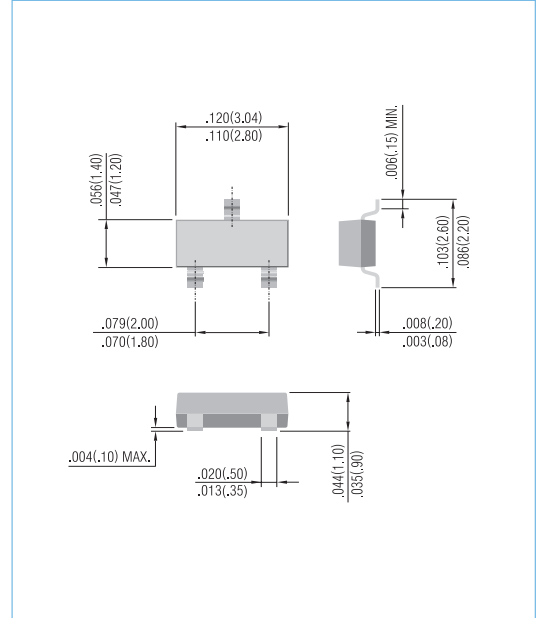
SOT-23 Unit: inch (mm)

FEATURES

- Dual Zeners in Common Anode Configuration
- 300mW Power Dissipation Rating
- Zener Voltages from 2.4~51V
- Ideally Suited for Automatic Insertion
- Common Cathode Style Available See DZ Series
- In compliance with EU RoHS 2002/95/EC directives

MECHANICAL DATA

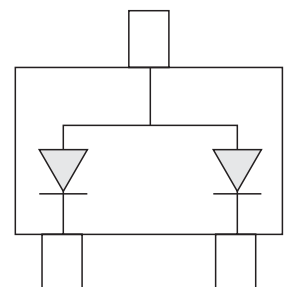
- Case: SOT-23, Molded Plastic
- Terminals: Solderable per MIL-STD-750, Method 2026
- Polarity: See Diagram
- Approx. Weight: 0.008 grams
- Mounting Position: Any



MAXIMUM RATINGS AND ELECTRICAL CHARACTERISTICS

Parameter	Symbol	Value	Units
Power Dissipation (Note 1)	P _D	300	mW
Thermal Resistance, Junction to Ambient Air (Note 1)	R _{θJA}	420	°C/W
Operating and Storage Temperature Range	T _J , T _{STG}	-65 to +150	°C

COMMON ANODE



NOTES:

A. Mounted on 5.0mm²(.013mm thick) land areas.

B. Measured on 8.3ms, single half sine-wave or equivalent square wave, duty cycle = 4 pulses per minute maximum.



AZ23C2V4 SERIES

Part Number	Nominal Zener Voltage			Max. Zener Impedance				Max Reverse Leakage Current		Marking Code	Package
	V _Z @ I _{ZT}			Z _{VT} @ I _{ZT}		Z _{ZK} @ I _{ZK}		I _R @ V _R			
	Nom. V	Min. V	Max. V	Ω	mA	Ω	mA	μA	V		
AZ23C2V4	2.4	2.28	2.52	85	5.0	600	1.00	100	1.0	DO	SOT-23
AZ23C2V7	2.7	2.57	2.84	83	5.0	600	1.00	75	1.0	DA	SOT-23
AZ23C3V0	3.0	2.85	3.15	95	5.0	600	1.00	50	1.0	DB	SOT-23
AZ23C3V3	3.3	3.14	3.47	95	5.0	600	1.00	25	1.0	DC	SOT-23
AZ23C3V6	3.6	3.42	3.78	95	5.0	600	1.00	15	1.0	DD	SOT-23
AZ23C3V9	3.9	3.71	4.10	95	5.0	600	1.00	10	1.0	DE	SOT-23
AZ23C4V3	4.3	4.09	4.52	95	5.0	600	1.00	5.0	1.0	DF	SOT-23
AZ23C4V7	4.7	4.47	4.94	78	5.0	500	1.00	5.0	2.0	DG	SOT-23
AZ23C5V1	5.1	4.85	5.36	60	5.0	480	1.00	0.1	0.8	DH	SOT-23
AZ23C5V6	5.6	5.32	5.88	40	5.0	400	1.00	0.1	1.0	DI	SOT-23
AZ23C6V2	6.2	5.89	6.51	10	5.0	150	1.00	0.1	2.0	DJ	SOT-23
AZ23C6V8	6.8	6.46	7.14	8	5.0	80	1.00	0.1	3.0	D11	SOT-23
AZ23C7V5	7.5	7.13	7.88	7	5.0	80	1.00	0.1	5.0	D12	SOT-23
AZ23C8V2	8.2	7.79	8.61	7	5.0	80	1.00	0.1	6.0	D13	SOT-23
AZ23C9V1	9.1	8.65	9.56	10	5.0	100	1.00	0.1	7.0	D14	SOT-23
AZ23C10	10	9.50	10.50	15	5.0	150	1.00	0.1	7.5	D15	SOT-23
AZ23C11	11	10.45	11.55	20	5.0	150	1.00	0.1	8.5	D16	SOT-23
AZ23C12	12	11.40	12.60	20	5.0	150	1.00	0.1	9.0	D17	SOT-23
AZ23C13	13	12.35	13.65	25	5.0	170	1.00	0.1	10.0	D18	SOT-23
AZ23C14	14	13.30	14.70	25	5.0	170	1.00	0.1	10.5	DK	SOT-23
AZ23C15	15	14.25	15.75	30	5.0	200	1.00	0.1	11.0	D19	SOT-23
AZ23C16	16	15.20	16.80	40	5.0	200	1.00	0.1	12.0	D20	SOT-23
AZ23C17	17	16.15	17.85	40	5.0	200	1.00	0.1	13.0	DL	SOT-23
AZ23C18	18	17.10	18.90	50	5.0	225	1.00	0.1	14.0	D21	SOT-23
AZ23C20	20	19.00	21.00	50	5.0	225	1.00	0.1	15.0	D22	SOT-23
AZ23C22	22	20.90	23.10	55	5.0	250	1.00	0.1	17.0	D23	SOT-23
AZ23C24	24	22.80	25.20	80	5.0	250	1.00	0.1	18.0	D24	SOT-23
AZ23C27	27	25.65	28.35	80	5.0	300	1.00	0.1	20.0	D25	SOT-23
AZ23C28	28	26.60	29.40	80	5.0	300	1.00	0.1	22.0	DM	SOT-23
AZ23C30	30	28.50	31.50	80	5.0	300	1.00	0.1	22.5	D26	SOT-23
AZ23C33	33	31.35	34.65	80	5.0	325	1.00	0.1	25.0	D27	SOT-23
AZ23C36	36	34.20	37.80	90	5.0	350	1.00	0.1	27.0	D28	SOT-23
AZ23C39	39	37.05	40.95	90	5.0	350	1.00	0.1	29.0	D29	SOT-23
AZ23C43	43	40.85	45.15	100	5.0	700	1.00	0.1	32.0	D30	SOT-23
AZ23C47	47	44.65	49.35	100	5.0	750	1.00	0.1	35.0	D31	SOT-23
AZ23C51	51	48.45	53.55	100	5.0	750	1.00	0.1	38.0	D32	SOT-23



AZ23C2V4 SERIES

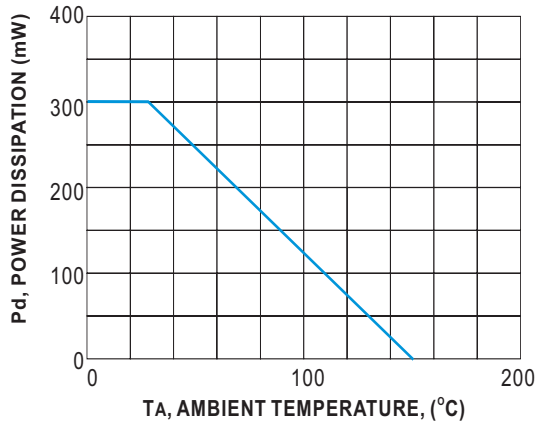


Fig.1 POWER DERATING CURVE

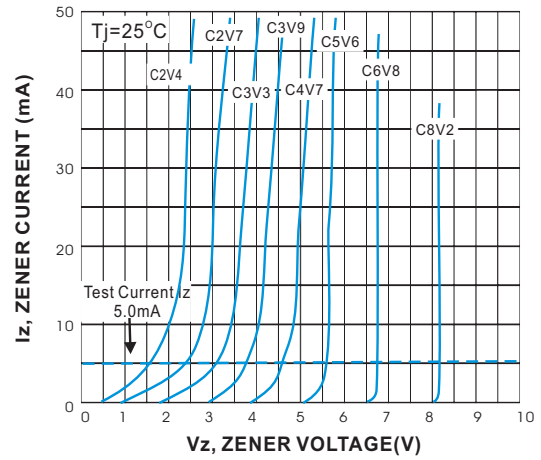


Fig.2 ZENER BREAKDOWN CHARACTERISTICS

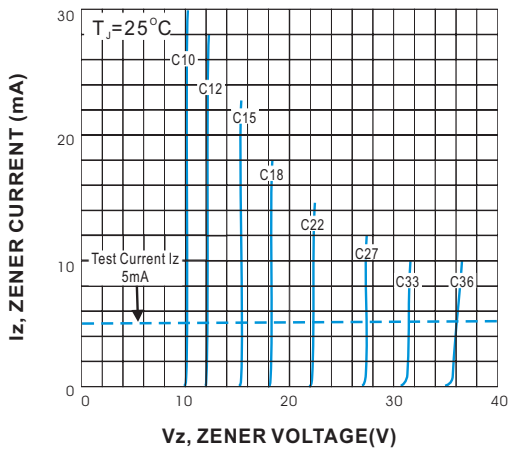


Fig.3 ZENER BREAKDOWN CHARACTERISTICS

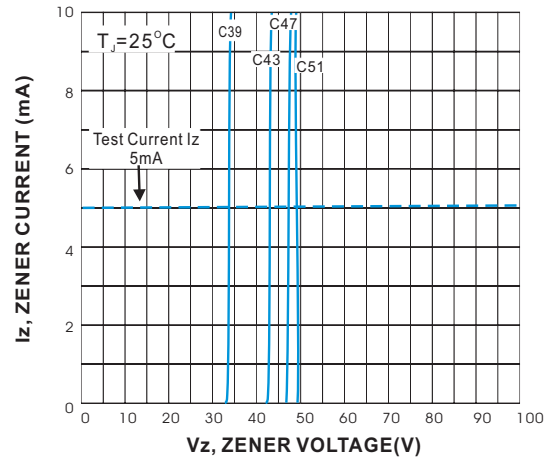


Fig.4 ZENER BREAKDOWN CHARACTERISTICS

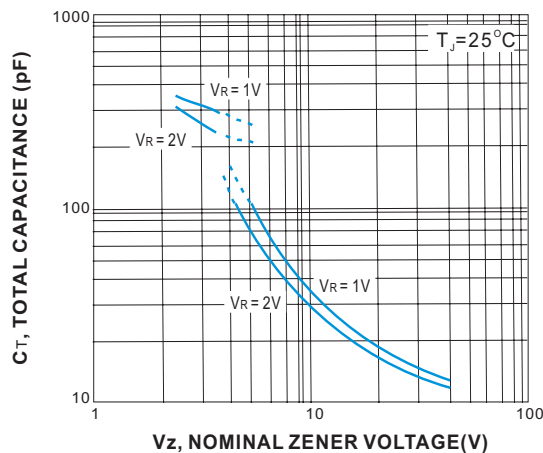
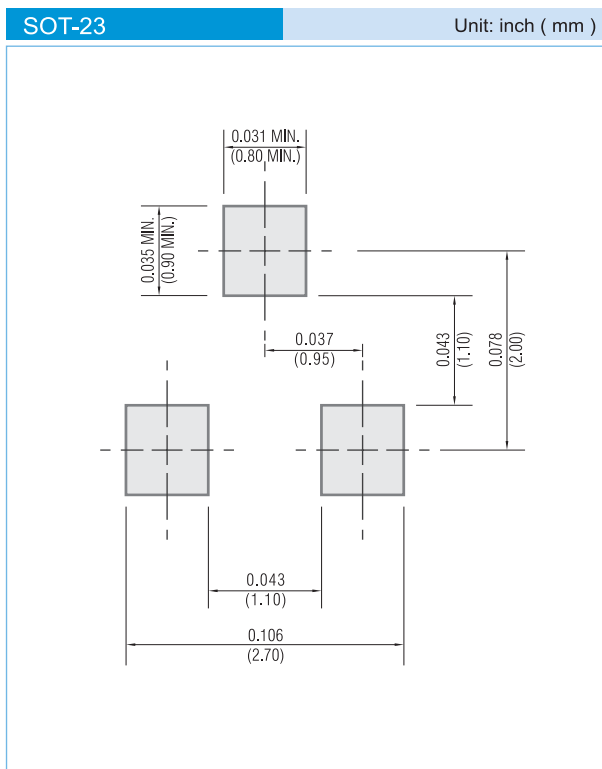


Fig.5 TOTAL CAPACITANCE VS NOMINAL ZENER VOLTAGE



AZ23C2V4 SERIES

MOUNTING PAD LAYOUT



ORDER INFORMATION

- Packing information
 - T/R - 12K per 13" plastic Reel
 - T/R - 3K per 7" plastic Reel

LEGAL STATEMENT

Copyright PanJit International, Inc 2007

The information presented in this document is believed to be accurate and reliable. The specifications and information herein are subject to change without notice. Pan Jit makes no warranty, representation or guarantee regarding the suitability of its products for any particular purpose. Pan Jit products are not authorized for use in life support devices or systems. Pan Jit does not convey any license under its patent rights or rights of others.