


SERIES 78H
SPDT and DPST

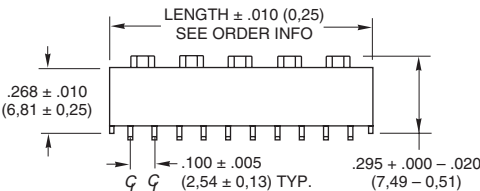
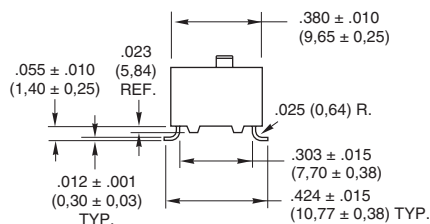
FEATURES

- Compatible with SMT Assembly Including Infrared Reflow and Vapor-Phase
- Reliable Spring and Ball Contact

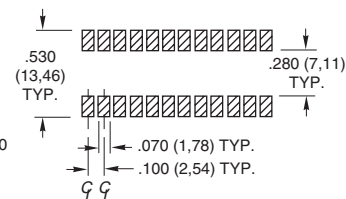


DIMENSIONS In inches (and millimeters)

SPDT, DPST, Top Actuated, Slide Operated

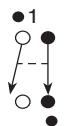
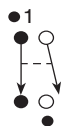


Recommended PC Pad Dimensions

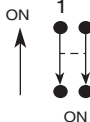


CIRCUITRY

SPDT 2 Circuits (no common)



DPST



• Dot indicates active circuit.

SPECIFICATIONS

Electrical Ratings

Make-and-break Current Rating: 2,000 operations per switch position at 1 mA, 5 Vdc; 50 mA, 30 Vdc; or 150 mA, 30 Vdc

Contact Resistance: Initial: 30 mohms max. After Life: 100 mohms max. (10 mA at 50 Vdc, open circuit)

Insulation Resistance: Minimum, at 100 Vdc between adjacent closed contacts and also across open switch contacts. Initial: 2,000 Mohms; After Life: 1,000 Mohms

Dielectric Strength: Minimum voltage (AC, RMS) measured between adjacent closed contacts and also across open switch contacts. Initial: 750 volts; After Life: 500 volts

Current Carry Rating: 4 amps, maximum rise of 20°C

Switch Capacitance: 2 pF at 1megahertz

Mechanical Ratings

Mechanical Life: 2,000 operations per switch position

Vibration Resistance: Per method 204, Test Condition B. 1 mS opening (10 mS allowed)

Mechanical Shock: Per Method 213, Test Condition A. 1 mS opening (10 mS allowed)

Terminal Strength: Per specification

Thermal Aging: 1,000 hours at 85°C; no failures

Thermal Shock: Per specification; no failures; passes contact resistance

Environmental Ratings

Meets all requirements of MIL- S-83504. Where Grayhill performance is superior, the MIL spec is listed in parentheses.

Operating Temperature Range: -40°C to + 85°C

Storage Temperature Range: -55°C to + 85°C

Moisture Resistance: Per MIL-STD-202, Method 106

Soldering Information

Solderability: Per MIL-STD-202, Method 208

Soldering Heat Resistance: Per MIL-S-83504, six second test

Recommended Processing Temperature: 220°C–230°C (1 pass—260°C maximum)

Processing Position: Switch is to be processed with all actuators in the closed (on) position as shipped.

Materials and Finishes

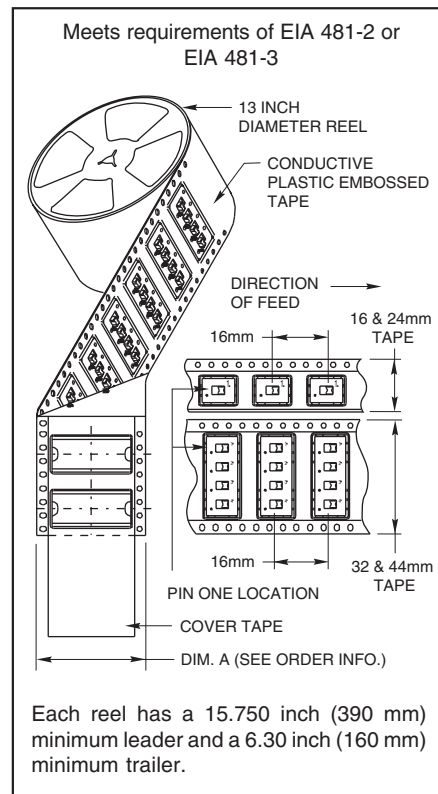
Shorting Member: Brass, gold-plated over nickel barrier.

Base Contacts: Copper alloy, gold-plated over nickel barrier.

Terminals: Copper alloy, matte tin-plated over nickel barrier.

Non-Conductive Parts: Cover is natural color thermoplastic, actuators are white thermoplastic (UL94V-0)

TAPE AND REEL PACKAGING



ORDERING INFORMATION: Tube Packaging

No. of Positions	Length (inches)	Length (metric)	Carrier Width Dim. A	Part Number*	
				SPDT	DPST
1	0.280"	7,1 mm	24 mm	78HJ01GWT	78HF01GWT
2	0.480"	12,2 mm	24 mm	78HJ02GWT	78HF02GWT
3	0.680"	17,3 mm	32 mm	78HJ03GWT	78HF03GWT
4	0.880"	22,4 mm	44 mm	78HJ04GWT	78HF04GWT
5	1.080"	27,4 mm	44 mm	78HJ05GWT	78HF05GWT

* Insert "R" before the "T" in the Grayhill part number for tape and reel packaging (500 switches/reel).

Available from your local Grayhill Distributor. For prices and discounts, contact a local Sales Office, an authorized local Distributor or Grayhill.