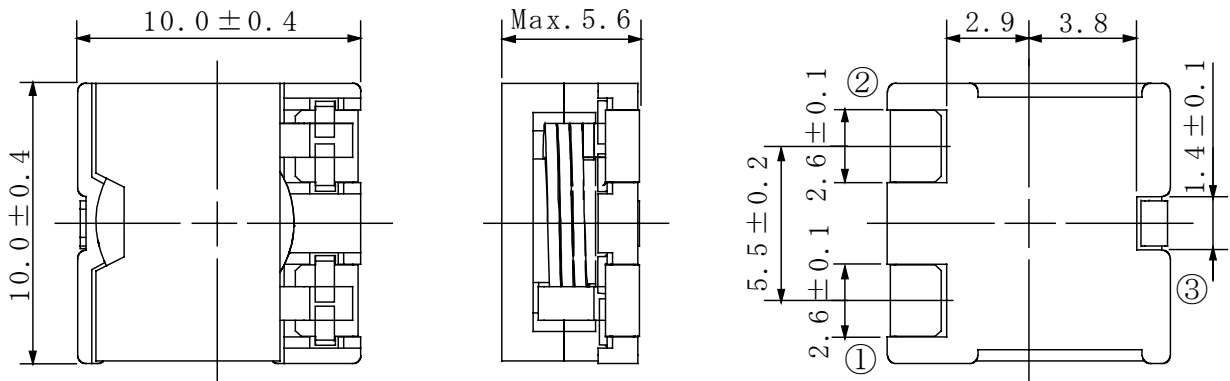
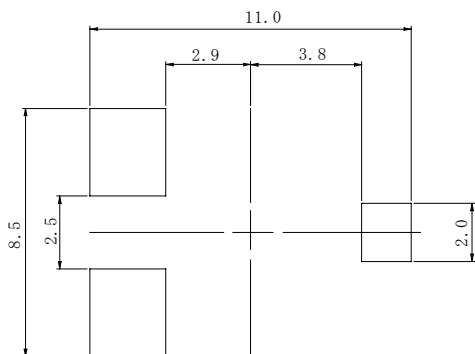
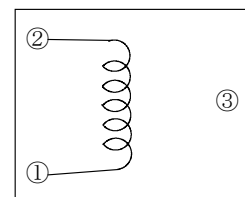


**Type: CDEP105**
**Product Description**

- 10.4 × 10.4mm Max.(L×W), 5.6mm Max. Height.
- Standard type, Low D.C.R Type and High Power Type are available.
- Inductance Range: 0.22~5.0 μ H (standard type );  
0.36~8.8 μ H(Low D.C.R type); 0.15~3.0 μ H (High Power type).
- Saturation Current range: 8.4~40.0 A(Standard type ) ;  
4.8~24.0A(Low D.C.R type); 12.6~55.0A (High Power type).
- Temperature rise current 4.9~19.0A
- In addition to the standards versions shown here, custom inductors are also available to meet your exact requirements.


**◆ Feature**

- Magnetically shielded construction.
- Super high current, Mn-Zn core used, Flat wire used.
- Ideally used in computer CPU power supply.
- RoHS Compliance

**◆ Dimensions (mm)**

**◆ Land Pattern (mm)**

**◆ Schematics (Bottom)**


**Type: CDEP105**
**◆ Specification**
**1.Low D.C.R Type**

Part Name ※	Stamp	Inductance [Within] 100kHz/1V	D.C.R. (mΩ) Max.(Typ.) (at 20°C)	Saturation Current (A) ※1		Temperature Rise current (A) ※2
				(at 20°C)	(at100°C)	
CDEP1Ø5NP-ØR3N□-88	0R3NL	0.36 μ H ± 30%	1.7(1.4)	24.0	20.0	19.0
CDEP1Ø5NP-ØR8M□-88	0R8ML	0.80 μ H ± 20%	2.4(2.0)	16.0	13.2	17.7
CDEP1Ø5NP-1R4M□-88	1R4ML	1.4 μ H ± 20%	4.1(3.4)	12.0	10.0	13.0
CDEP1Ø5NP-2R2M□-88	2R2ML	2.2 μ H ± 20%	5.3(4.4)	9.6	8.0	11.2
CDEP1Ø5NP-3R2M□-88	3R2ML	3.2 μ H ± 20%	7.5(6.2)	7.8	6.6	9.0
CDEP1Ø5NP-4R3M□-88	4R3ML	4.3 μ H ± 20%	10.5(8.7)	6.8	5.7	7.8
CDEP1Ø5NP-5R7M□-88	5R7ML	5.7 μ H ± 20%	12.4(10.3)	5.8	4.9	7.4
CDEP1Ø5NP-7R2M□-88	7R2ML	7.2 μ H ± 20%	18.0(15.0)	5.3	4.2	6.2
CDEP1Ø5NP-8R8M□-88	8R8ML	8.8 μ H ± 20%	23.8(19.8)	4.8	4.0	4.9

**2.Standard Type**

Part Name ※	Stamp	Inductance [Within] 100kHz/1V	D.C.R. (mΩ) Max.(Typ.) (at 20°C)	Saturation Current (A) ※1		Temperature Rise current (A) ※2
				(at 20°C)	(at100°C)	
CDEP1Ø5NP-ØR2N□-5Ø	0R2NS	0.22 μ H ± 30%	1.7(1.4)	40.0	30.9	19.0
CDEP1Ø5NP-ØR4M□-5Ø	0R4MS	0.45 μ H ± 20%	2.4(2.0)	26.4	21.2	17.7
CDEP1Ø5NP-ØR8M□-5Ø	0R8MS	0.8 μ H ± 20%	4.1(3.4)	20.8	16.7	13.0
CDEP1Ø5NP-1R3M□-5Ø	1R3MS	1.3 μ H ± 20%	5.3(4.4)	16.8	13.4	11.2
CDEP1Ø5NP-1R8M□-5Ø	1R8MS	1.8 μ H ± 20%	7.5(6.2)	13.8	11.0	9.0
CDEP1Ø5NP-2R5M□-5Ø	2R5MS	2.5 μ H ± 20%	10.5(8.7)	11.8	9.6	7.8
CDEP1Ø5NP-3R2M□-5Ø	3R2MS	3.2 μ H ± 20%	12.4(10.3)	10.5	8.4	7.4
CDEP1Ø5NP-4RØM□-5Ø	4RØMS	4.0 μ H ± 20%	18.0(15.0)	9.3	7.4	6.2
CDEP1Ø5NP-5RØM□-5Ø	5RØMS	5.0 μ H ± 20%	23.8(19.8)	8.4	6.7	4.9

**Type: CDEP105**
**3.High Power Type**

Part Name ※	Stamp	Inductance [Within] 100kHz/1V	D.C.R. (mΩ) Max.(Typ.) (at 20°C)	Saturation Current (A) ※1		Temperature rise current (A) ※2
				(at 20°C)	(at100°C)	
CDEP105NP-0R1N□-32	0R1NH	0.15 μ H ± 30%	1.7(1.4)	55.0	46.0	19.0
CDEP105NP-0R3N□-32	0R3NH	0.3 μ H ± 30%	2.4(2.0)	40.0	33.0	17.7
CDEP105NP-0R5M□-32	0R5MH	0.5 μ H ± 20%	4.1(3.4)	30.4	25.0	13.0
CDEP105NP-0R8M□-32	0R8MH	0.8 μ H ± 20%	5.3(4.4)	25.2	20.7	11.2
CDEP105NP-1R2M□-32	1R2MH	1.2 μ H ± 20%	7.5(6.2)	21.0	17.4	9.0
CDEP105NP-1R5M□-32	1R5MH	1.5 μ H ± 20%	10.5(8.7)	18.0	15.0	7.8
CDEP105NP-2R0M□-32	2R0MH	2.0 μ H ± 20%	12.4(10.3)	15.8	13.1	7.4
CDEP105NP-2R5M□-32	2R5MH	2.5 μ H ± 20%	18.0(15.0)	14.0	11.7	6.2
CDEP105NP-3R0M□-32	3R0MH	3.0 μ H ± 20%	23.8(19.8)	12.6	10.5	4.9

**※ Description of part name**

CDEP105NP-0R1N□-32

	B	Box
	C	Carrier Tape

※1 Saturation current: The DC current at which the inductance decreases to 65% (for the inductance tolerance : ± 30%) or 75% (for the inductance tolerance: ± 20%) of it's nominal.

※2 Temperature rise current: The DC current at which the temperature rise is Δt=40°C. (Ta=20°C)